KSSS 2023

The 40th International Congress of Korean Society of Spine Surgery

May 24 (Wed) ~ 26 (Fri), 2023

Lotte Hotel Seoul,
Seoul, Korea

Program Book

KOREA TOURISM ORGANIZATION

SEOUL TOURISM ORGANIZATION

CONTENTS

Welcome Message	02
Organizing Committee	05
Program at a Glance	07
Scientific Program	08
E-Poster	21
Venue Information	25
Booth Layout	27
Conference Information	30
Sponsors	36

Welcome Messege

On behalf of the Korean Society of Spine Surgery, we would like to take this opportunity in welcoming all academics and professionals to KSSS 2023, the 40th International Congress of the Korean Society of Spine Surgery. The KSSS 2023 will be held in Seoul, known as the fascinating and dynamic capital city of Korea on May 24 (Wed) – 26 (Fri), 2023.

Under the unpredictable and cyclical epidemic of COVID-19, spinal research collaboration and knowledge sharing had been continued. The development of big data, artificial intelligence, spinal navigation and robots, and biotechnology has been expanding not only to the diagnosis and treatment of spinal diseases, but also to all areas of medical service. Our passion and challenge of spinal research are limitless.

The KSSS 2023 is a specially designed cluster conference covering a wide range of critical sessions with renowned and distinguished speakers around the Asian-Pacific Region. The format of delivery will be an offline platform to help foster interaction between experts. Through these interactions and our vision with KSSS 2023, we hope to bring together a multi-disciplinary group of experts from all over the world to present and exchange revolutionary ideas relating to the spinal field. It promotes top-level research and globalizes the quality of research in general, thus making discussions and presentations more internationally competitive and focusing attention on the recent outstanding achievement in the field of spine. The topics of the KSSS 2023 truly reflect the current trends, recent advances, and new approaches in the spine, offering unique scope for young scientists and doctors starting their research activity in the spinal area across the world to present and recognize their achievements. I am cordially inviting eminent doctors and professors from the spine platform to participate in this prestigious event.

Let's join hands for the future of this area and the collective efforts to change what is within our reach and means! I am eagerly anticipating an excellent meeting with brilliant medical experts from different countries and sharing new and exciting results in the spine and will look forward to welcoming you to Seoul, Korea.

Wish all of you tremendous success and peace.

Yours sincerely,

Yong-Soo Choi MD., PHD
President of Korean Society of Spine Surgery

GS Medical

AnyPlus®

3D printing PLIF cage



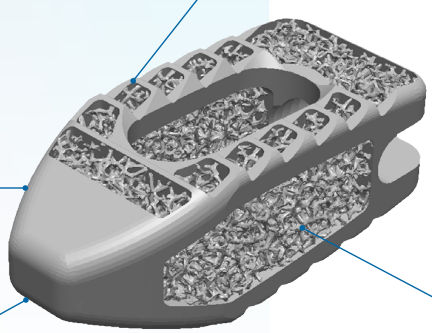

Minimized Sharp Edge

: Designed smooth edge for minimizing damage

Smooth Wedge-Shaped Design

: Easy Insertion

Bullet-tip Nose

: The nose designed easy to rotational insertion

Interconnected Irregular Porous Structure

: Irregular porous structure provide optimized cellular adhesion and proliferation

GS Medical
90, Osongsaengmyeong 4-ro, Osong-eup, Heungdeok-gu, Cheongju-si, Chungcheongbuk-do, 28161 , Korea
Tel : 82-43-237-7393 Fax : 82-43-237-7404 Homepage : www.gsmedi.com

EXCENDER

Expandable Lumbar interbody spacer

Minimize Disruption

EXCENDER features tapered the distal tip & 8mm initial height.

Restoration

EXCENDER provides restoration of sagittal alignment with up to 20°

Graft delivery

Graft chamber of EXCENDER allows to be packed with bone graft prior to insertion & In-situ Bone graft delivery is available after expansion.

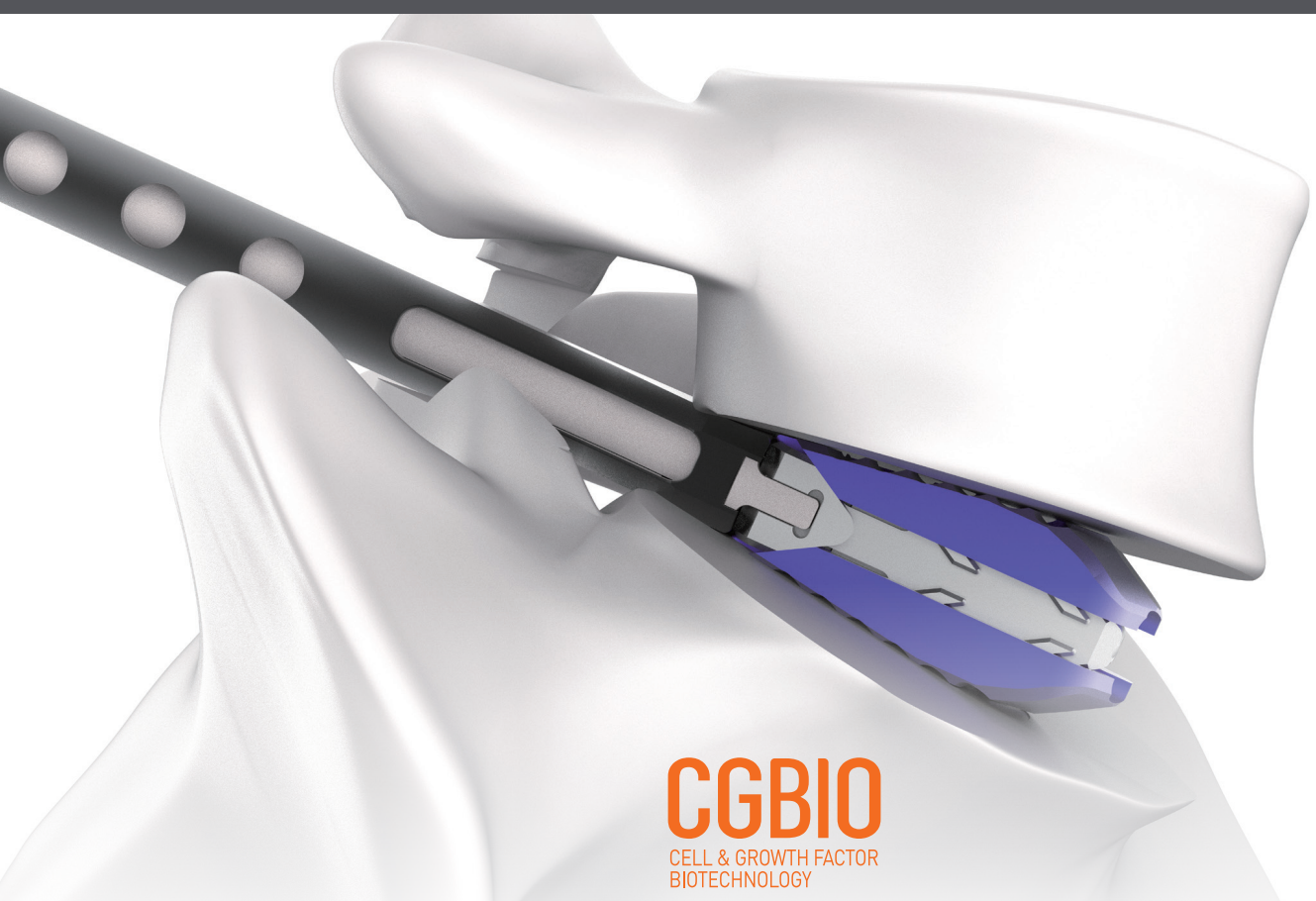

CGBIO
CELL & GROWTH FACTOR BIOTECHNOLOGY

CGBIO Co., Ltd. 211, Itaewon-ro, Yongsan-gu, Seoul, Korea TEL. +82-2-550-8300 www.cgbio.co.kr

Organizing Committee

President	Yong-Soo Choi
President-elect	Tae-Kyun Kim
Secretary General	Si-Young Park
Audit	Hwa-Yeop Na, Hong Moon Sohn
Vice-Secretary	Jae Jun Yang
Advisory (Past Presidents)	Se-Il Suk, Byung-Moon Park, Myung-Sang Moon, Key-Yong Kim, Nam-Hyun Kim, Hong-Tae Kim, Ki-Su Kim, Young-Khee Jung, Jae-Rim Cho, Seung-Rim Park, Yung-Tae Kim, Byung-Chul Park, June-Kyu Lee, Jae-Yoon Chung, Heui-Jeon Park, Myun-Whan Ahn, Kee-Yong Ha, Choon-Ki Lee, Jae-Won You, Byung-Joon Shin, Choon-Sung Lee, Hwan-Mo Lee, Chong-Suh Lee, Ki-Tack Kim, Kyu-Yeol Lee, Whoan-Jeang Kim, Chang-Hoon Jeon, Dong-Jun Kim, Hak-Sun Kim, Kyu-Jung Cho, Bong-Soon Chang
Board of Directors	Chang Nam Kang, Seok Woo Kim, Jin-Hwan Kim, Tae-Kyun Kim, Woo Dong Nam, Weon Wook Park, Yung Park, Jong-Beom Park, Bo-Gun Suh, Kyung-Soo Suk, Jin Sup Yeom, Dong-Ho Lee, Jae Chul Lee, Dong Ki Ahn, Kyu-Jung Cho, Yong-Soo Choi
Program & Scientific Committee	Chairman: Kyung-Soo Suk; Secretary: Ho-Joong Kim 2nd year: Sung-Soo Kim, Young-Yul Kim, Ho-Joong Kim (Secretary), Woo-Kie Min, Se-Jun Park, Seung Woo Suh, Kyung-Soo Suk, Hong Moon Sohn, Dong Ki Ahn, Jae Jun Yang, Jae-Hyup Lee, Gun Woo Lee, Dong-Ho Lee, Dong-Gune Chang, Nam-Su Chung, Jae-Young Hong 1st year: Kyung-Chung Kang, Young-Woo Kim, JinHyok Kim, Tae Kyun Kim, Moon Soo Park, Yung Park, Jaewan Soh, Jin Sup Yeom, Ho-Jin Lee
Editorial Committee of Journal of Korean Society of Spine Surgery	Chairman: Young-Hoon Kim; Secretary: Jae Hyuk Yang 3rd year: Tae-Kyun Kim, Si-Young Park, Hyun-Jin Park, Chang-Hwa Hong, Chang-Ju Hwang 2nd year: Ye-Soo Park, Hyoung-Yeon Seo, Kwang-Sup Song, Dong-Eun Shin, Jae Hyuk Yang (Secretary), Nam-Su Chung, Byung-Wan Choi 1st year: Sang-Bong Ko, Sang-Bum Kim, Young-Hoon Kim, Hyoung-Min Kim, Woo-Dong Nam, Woo-Kie Min, Jae-Jun Yang, Bong-Soon Chang
Editorial Committee of Asian Spine Journal	Chairman: Hak-Sun Kim; Secretary: Jae Hwan Cho 3rd year: Ji-Won Kwon, Hak-Sun Kim, Se-Jun Park, Sehan Park, Jin Sung Park 2nd year: Sung-Soo Kim, Kun-Bo Park, Jae-Chul Lee, Jae Hwan Cho (Secretary) 1st year: Kyung-Chung Kang, Sang Il Kim, Sung-Kyu Kim, Ho-Joong Kim, Sang-Min Park, Gun Woo Lee, Byung Ho Lee, Dong-Gune Chang, Sam Yeol Chang, Hae-Dong Jang, Sung Hoon Choi
Insurance Committee	Chairman: Yong-Chan Kim; Secretary: Chang Hwa Hong 2nd year: Min-Seok Kim, Jung-Hoon Kim, Jin-Hwan Kim, Ki Se Nam, Woo Dong Nam, Se Jun Park, Si Young Park, Yung Park, Dong Eun Shin, Hun Kyu Shin, Dong Ki Ahn, Jeong Hyun Yoo, Byung Ho Lee, Jun-Seok Lee, Sang-Bum Chang, Hae-Dong Jang, Sung Hoon Choi, Yong-Gi Choi, Chang Hwa Hong (Secretary) 1st year: Kyu Bok Kang, Chang-Nam Kang, Ho-Joong Kim, Hyun-Jin Park, Seung-Pyo Suh, Seung-Deok Sun, Jae Jun Yang, Jae Ho Yang, Han-Dong Lee, Ho-Jin Lee, Taek Soo Jeon
Bylaws Committee	Chairman: Ki-Tack Kim; Secretary: Si-Young Park Ki-Tack Kim, Tae-Kyun Kim, Si-Young Park (Secretary), Kyung-Soo Suk, Jin-Sup Yeom, Yong-Soo Choi (President)
Website Committee	Chairman: Jae Chul Lee; Secretary: Chang Ju Hwang 2nd year: Young Bae Kim, Jung Hoon Kim, Hyoung Min Kim, Sang-Min Park, Kee-Won Rhyu, Jae Chul Lee, Sam Yeol Chang, Sung Hoon Choi, Chang Ju Hwang (Secretary) 1st year: Yong-Chan Kim, Young-Woo Kim, Kun Young Park, Kun-Woo Park, Jaewan Soh, Kwang-Sup Song, Joonghyun Ahn, Jae-Young Hong
Public Relations Committee	Chairman: Sang Bum Kim 2nd year: Ji-Won Kwon (Secretary), Kyoung Hwan Kim, Moon Soo Park, Jeong Hyun Yoo, Byung Ho Lee, Jemin Yi, Taek Soo Jeon, Ho Sung Han 1st year: Ki-Youn Kwon, Jong Hyun Ko, Min Woo Kim, Sang Bum Kim, Hyun-Jin Park, Jae-Won Shin, Gun Woo Lee, Soo-Bin Lee, Min-Gu Jang
Board of Education	Chairman: Seung Woo Suh; Secretary: Se-Jun Park Yong-Chan Kim, Ho-Joong Kim, Woo-Kie Min, Se-Jun Park (Secretary), Seung Woo Suh, Dong-Ho Lee, Byung Ho Lee, Jae-Hyup Lee, Han-Dong Lee, Ho-Jin Lee, Nam-Su Chung, Chang Ju Hwang
Finance Committee	Chairman: Yong-Soo Choi; Secretary: Si-Young Park Tae-Kyun Kim, Whoan-Jeang Kim, Si-Young Park (Secretary), Jae Jun Yang, Kee-Won Rhyu, Jae-Hyup Lee, Bong-Soon Chang, Young-Khee Chung, Yong-Soo Choi (President)

Baxter

Floseal

HEMOSTATIC MATRIX

OPERATION HERO

FAST & EASY TO USE[1,2]

KO-AS19-210002

1. Floseal hemostatic matrix 국내 제품 설명서(식품의약품안전처 (https://nedrug.mfds.go.kr) 의약품등 제품정보창 참조)
2. Tackett, Scott M., et al. "Real-world outcomes of hemostatic matrices in cardiac surgery." Journal of cardiothoracic and vascular anesthesia 28.6 (2014): 1558-1565.

Program at a Glance

May 24 (Wed)

Time	
14:00 - 17:00	KSSS 2023 Basic Research Symposium (Belle-Vue Suite 36F)
17:00 - 18:00	President Roundtable Meeting (Astor Suite 36F): Collaborations of Asia-Pacific Spine
18:00 - 20:00	Welcome Reception (Belle-Vue Suite 36F)

May 25 (Thu)

Time	Crystal Ballroom A	Emerald Room	EM Lobby
07:50 - 08:00	Opening Remarks (Crystal Ballroom A+Emerald Room)		E-Poster Display
08:00 - 08:30	Free Paper: Basic Research Ⅰ	Free Paper: Deformity Ⅰ	
08:30 - 09:00	Free Paper: Basic Research Ⅱ	Free Paper: Deformity Ⅱ	
09:00 - 09:30	Free Paper: MIS Ⅰ	Free Paper: Deformity Ⅲ	
09:30 - 09:50	Invited Lecture Ⅰ: Hirotaka Haro (Japan)	Invited Lecture Ⅱ: Cheng Hung Lee (Taiwan)	
09:50 - 10:10	Coffee Break		
10:10 - 11:00	Plenary Lecture I (Crystal Ballroom A+Emerald Room): John M. Rhee (USA)		
11:00 - 12:30	Asian Spine Society Presidential Session (Crystal Ballroom A+Emerald Room)		
12:30 - 12:40	Plenary Session (Introduction of Asian Spine Journal)		
12:40 - 13:30	Sponsored Luncheon Symposium	Sponsored Luncheon Symposium	
13:30 - 14:30	Symposium (Deformity): Degenerative Lumbar Scoliosis: Debate and Upcoming Issues	Symposium (MIS): Biportal Endoscopic Spine Surgery, Future of MIS	
14:30 - 14:50	Coffee Break		
14:50 - 15:10	Invited Lecture Ⅲ: Kenny Kwan (Hong Kong)	Invited Lecture Ⅳ: Saumyajit Basu (India)	
15:10 - 15:40	Free Paper: MIS Ⅱ	Free Paper: Deformity Ⅳ	
15:40 - 16:10	Free Paper: Cervical Ⅰ	Free Paper: Deformity Ⅴ	
16:10 - 16:40	Free Paper: Cervical Ⅱ	Free Paper: Lumbar Ⅰ	
16:40 - 17:10	KSSS General Assembly (Crystal Ballroom A)		
17:30 - 20:00	Gala Dinner (Sapphire Ballroom 3F)		

May 26 (Fri)

Time	Crystal Ballroom A	Emerald Room	EM Lobby
08:00 - 08:30	Best Paper Candidates Presentation Ⅰ (Domestic)	Free Paper: Lumbar Ⅱ	E-Poster Display
08:30 - 09:00	Best Paper Candidates Presentation Ⅱ (Domestic)	Free Paper: Lumbar Ⅲ	
09:00 - 09:30	Best Paper Candidates Presentation Ⅲ (Domestic)	Free Paper: Lumbar Ⅳ	
09:30 - 10:00	Best Paper Candidates Presentation Ⅳ (International)	Free Paper: Lumbar Ⅴ	
10:00 - 10:20	Coffee Break		
10:20 - 10:50	Best Paper Candidates Presentation Ⅴ (International)	Free Paper: Lumbar Ⅵ	
10:50 - 11:20	Best Paper Candidates Presentation Ⅵ (International)	Free Paper: Infection	
11:20 - 11:40	Invited Lecture Ⅴ: Ronald Tangente (Philippines)	Invited Lecture Ⅵ: Gabriel Liu (Singapore)	
11:40 - 12:30	Plenary Lecture II (Crystal Ballroom A+Emerald Room) : Takashi Kaito (Japan)		
12:30 - 13:30	Sponsored Luncheon Symposium	Sponsored Luncheon Symposium	
13:30 - 14:30	Symposium (Lumbar): What Are the Definite Indications of Fusion for Lumbar Spinal Stenosis?	Symposium (Cervical): All about Cervical OPLL	
14:30 - 14:50	Coffee Break		
14:50 - 15:20	Free Paper: Cervical Ⅲ	Free Paper: Tumor	
15:20 - 15:50	Free Paper: Miscellaneous Ⅰ	Free Paper: Trauma	
15:50 - 16:10	Best Paper Awards (Crystal Ballroom A)		
16:10 - 16:20	Closing Remarks (Crystal Ballroom A)		
16:20 - 16:30	Farewell and Inauguration Ceremony for the President of KSSS (Crystal Ballroom A)		



May 24 (Wed) Belle-Vue Suite

Scientific Program

13:50 - 13:55	**Opening Remarks (President of Korean Society of Spine Surgery)**	**Yong-Soo Choi (President of KSSS)**
13:55 - 14:00	**Opening Remarks (President of Korean Society of Spine Surgery-Basic Research)**	**Jae-Hyup Lee (Korea)**
14:00 - 15:20	**KSSS 2023 Basic Research Symposium I**	**Moderator: Jae-Hyup Lee (Korea), Jae-Hyuk Shin (Korea)**
14:00 - 14:20	Therapeutic Potential of Exosomes Derived from Mesenchymal Stem Cell for Spinal Cord Injury	Gun Woo Lee (Korea)
14:20 - 14:40	Role of Neurotransmitters in Regulating Bone Formation	Woo-Kie Min (Korea)
14:40 - 15:00	Biomechanical Analyses of Cervical Spine Surgery Using Finite Element Model	Byung Ho Lee (Korea)
15:00 - 15:20	Recent Studies for Biological Treatment of Degenerative Disc Disease	Jun-Seok Lee (Korea)
15:20 - 15:35	Intermission	
15:35 - 16:55	**KSSS 2023 Basic Research Symposium II**	**Moderator: Jin-Hwan Kim (Korea), Young-Yul Kim (Korea)**
15:35 - 16:00	Effects of Shape Conformity and Fidelity of 3D Printed PCL (Polycaprolactone) Scaffolds in Bone Tissue Engineering	Young-Sam Cho (Korea)
16:00 - 16:25	Intervertebral Disc Regeneration with Hips-Derived Nucleus Pulposus	Takashi Kaito (Japan)
16:25 - 16:55	Regenerative Strategies for Intervertebral Disc Degeneration	In-Bo Han (Korea)
16:55 - 17:00	Closing	
17:00 - 18:00	**President Roundtable Meeting (Astor Suite, 36F)**	
18:00 - 20:00	**Welcome Reception (Belle-Vue Suite, 36F)**	

May 25 (Thu) Crystal Ballroom A

Scientific Program

07:50 - 08:00	**Opening Remarks (Crystal Ballroom A + Emerald Room)**	**Yong-Soo Choi (President of KSSS)**
08:00 - 08:30	**Free Paper: Basic Research Ⅰ**	**Moderator: Seong-Hwan Moon (Korea), Young-Yul Kim (Korea)**
08:00 - 08:05	S001 Dural Sealants in Spine Surgery: A Scientometric Analysis	Pochollo Miguel Pascua Rosales (Philippines)
08:05 - 08:10	S002 Patients with Degenerative Spondylosis Has Lower SMI Value Compared with Community Dwelling Healthy Elders	Seun Yoon Ryu (Korea)
08:10 - 08:15	S003 Tapping the Role of Wnt Signaling for Neural Regeneration in Spinal Cord Injury - A Novel Approach	Sudhir Ganesan (India)
08:15 - 08:20	S004 Mathematical Evaluation for Influence of Pelvic Rotation on Pelvic Incidence Using Point Rotation in the Three-Dimensional Coordination System	Yunjin Nam (Korea)
08:20 - 08:30	Discussion	
08:30 - 09:00	**Free Paper: Basic Research Ⅱ**	**Moderator: Jin-Hwan Kim (Korea), Jun-Seok Lee (Korea)**
08:30 - 08:35	S005 Transcranial Motor-Evoked Potentials for Spinal Nerve Root Monitoring in a Cynomolgus Macaque Model	Go Yoshida (Japan)
08:35 - 08:40	S006 Biomechanical Effect of Disc Height on the Components of the Lumbar Column at the Same Axial Load: A Finite-Element Study	Ji Ho Bae (Korea)
08:40 - 08:45	S007 Machine Learning Predicted a Safe Entry Point for Percutaneous Pedicle Screw in Degenerative Lumbar Spondylosis	Wongthawat Liawrungrueang (Thailand)
08:45 - 08:50	S008 Does Epidural Steroid Injection Affect Osteoporosis in Patients with Denosumab Therapy?	Jun Han Kim (Korea)
08:50 - 09:00	Discussion	
09:00 - 09:30	**Free Paper: MIS Ⅰ**	**Moderator: Chang-Nam Kang (Korea), Si-Young Park (Korea)**
09:00 - 09:05	S009 An Expanded Surgical Corridor for Oblique Lumbar Interbody Fusion at L4/5: A Magnetic Resonance Imaging Study	Todsapon Chancharoenchai (Thailand)
09:05 - 09:10	S010 Anterior Cervical Discectomy and Fusion Versus Cervical Biportal Endoscopic Spine Surgery: A Retrospective Comparison with a Five-Year Experiences	Seok-Bong Jung (Korea)
09:10 - 09:15	S011 Stratification of Intraoperative Endplate Injury during Oblique Lumbar Interbody Fusion: Incidence and Its Influence on Cage Subsidence	Gang-Un Kim (Korea)
09:15 - 09:20	S012 Effect of Difference Hip Positions on Lumbar Lordosis in Single Lateral Position for Lateral Lumbar Interbody Fusion	Natavut Prasertkul (Thailand)
09:20 - 09:30	Discussion	
09:30 - 09:50	**Invited Lecture Ⅰ : Hirotaka Haro (Japan)**	**Moderator: Chang-Hoon Jeon (Korea)**
09:30 - 09:45	Elucidation of the Mechanism of Spontaneous Resorption of Lumbar Disc Herniation and Development of Novel Intradiscal Treatment	Hirotaka Haro (Japan)
09:45 - 09:50	Discussion	
09:50 - 10:10	**Coffee Break (Lobby 2F + Emerald Room Lobby)**	



May 25 (Thu) Crystal Ballroom A

Scientific Program

10:10 - 11:00	**Plenary Lecture I (Crystal Ballroom A+Emerald Room): John M. Rhee (USA)**	**Moderator: Yong-Soo Choi (Korea)**
10:10 - 10:30	My Patient with Radiculopathy or Myelopathy Does Not Have Perfect Alignment: Do They Really Need a Major Cervical Deformity Correction?	John M. Rhee (USA)
10:30 - 10:50	Cervical Sagittal Plane Deformity: Decision Making and Surgical Techniques	
10:50 - 11:00	Discussion	
11:00 - 12:30	**Asian Spine Society Presidential Session (Crystal Ballroom A+Emerald Room)**	**Moderator: Jong-Beom Park (Korea)**
11:00 - 11:10	Why Is Achieving Shoulder Balance Still Elusive Following Scoliosis Correction in AIS Patients? Recent Understanding and a Technical Note	Chris Chan (Malaysia)
11:10 - 11:20	Extension Surgery for Proximal Junctional Kyphosis in Osteoporotic Bone	Areesak Chotivichit (Thailand)
11:20 - 11:30	Harms Technical in the Treatment of Severe C1 - C2 Dislocation	Vu Van Cuong (Vietnam)
11:30 - 11:40	A Unique & Innovative Technique in the Management of Both Early & Late Cases of Fracture Dislocation of Sub Axial Cervical Spine	Shah Alam (Bangladesh)
11:40 - 11:50	Preliminary Reports of Bi-Portal Endoscopic Lumbar Intervertebral Fusion	Thant Zin Naing (Myanmar)
11:50 - 12:00	Biocompatible Materials in Spine Surgery	Gusti Lanang (Indonesia)
12:00 - 12:10	Complications in Spine Surgery - Why Do Doctors Fail?	Binod Bijukachhe (Nepal)
12:10 - 12:30	Discussion	
12:30 - 12:40	**Plenary Session (Introduction of Asian Spine Journal)**	**Hak Sun Kim (Chairman of Asian Spine Journal)**
12:40 - 13:30	**Sponsored Luncheon Symposium (Dong-A ST), (Amgen)**	**Moderator: Yong-Soo Choi (Korea)**
12:40 - 13:05	The Evidence of Limaprost in the Treatment, Lumbar Spinal Stenosis	Jae-Jun Yang (Korea)
13:05 - 13:30	Treatment Journey to Protect Bones from Fractures	Dong-Gune Chang (Korea)
13:30 - 14:30	**Symposium (Deformity): Degenerative Lumbar Scoliosis: Debate and Upcoming Issues**	**Moderator: Jin-Hyok Kim (Korea), Jung-Hee Lee (Korea)**
13:30 - 13:54	**Treatment of Neurological Symptomatic Degenerative Lumbar Scoliosis without Severe Sagittal Imbalance**	
13:30 - 13:42	Pros) Just Do Surgical Management of Spinal Stenosis in Treatment of Neurologic Symptomatic Degenerative Lumbar Scoliosis without Severe Sagittal Imbalance	Se-Jun Park (Korea)
13:42 - 13:54	Cons) Global Correction Is Necessary	Nam-Su Chung (Korea)
13:54 - 14:30	**Surgical Strategies for Symptomatic Degenerative Lumbar Scoliosis**	
13:54 - 14:06	Pros) Posterior-Only Surgery Is Sufficient for Correction	Ho-Joong Kim (Korea)
14:06 - 14:18	Cons) Combined Anterior-Posterior Surgery Is Necessary for Correction	Dong-Gune Chang (Korea)
14:18 - 14:30	Discussion	
14:30 - 14:50	**Coffee Break (Lobby 2F + Emerald Room Lobby)**	



May 25 (Thu) Crystal Ballroom A

Scientific Program

14:50 - 15:10	**Invited Lecture Ⅲ : Kenny Kwan (Hong Kong)**	**Moderator: Bong-Soon Chang (Korea)**
14:50 - 15:05	Machine Learning for Survival Estimation in Spinal Metastases	Kenny Kwan (Hong Kong)
15:05 - 15:10	Discussion	
15:10 - 15:40	**Free Paper: MIS Ⅱ**	**Moderator: Jae-Chul Lee (Korea), Kwang-Sup Song (Korea)**
15:10 - 15:15	S013 Percutaneous Epidural Adhesiolysis in Patients with Chronic Low Back Pain after Lumbar Spinal Decompression Surgery: A Retrospective Case Series	Ivan Alexander Liando (Indonesia)
15:15 - 15:20	S014 Oblique Lumbar Interbody Fusion with Selective Biportal Endoscopic Posterior Decompression for Multilevel Lumbar Degenerative Disease	Woo Myung Lee (Korea)
15:20 - 15:25	S015 Decompression without Fusion in Degenerative Lumbar Spondylolisthesis: Biportal Endoscopic Spinal Surgery	Ho-Jin Lee (Korea)
15:25 - 15:30	S016 Advantages of Biportal Endoscopic Approach in Revision Surgery of Lumbar Disease	Yongjin Park (Korea)
15:30 - 15:40	Discussion	
15:40 - 16:10	**Free Paper: Cervical Ⅰ**	**Moderator: Jin-Sup Yeom (Korea), Moon-Soo Park (Korea)**
15:40 - 15:45	S017 A Randomized Controlled Study on Evaluating Perioperative Analgesic Efficacy and Safety of Erector Spinae Plane Block in Posterior Cervical Spine Surgery	Rishi M Kanna (India)
15:45 - 15:50	S018 Anatomical Considerations for Appropriate Mini-Plate Positioning in Open-Door Laminoplasty to Avoid Plate Impingement and Screw Facet Violation	Sehan Park (Korea)
15:50 - 15:55	S019 Axial Neck Pain after Cervical Laminoplasty with Preserving C7 Spinous Process (Using C7 Arcocristectomy): A Prospective Study	Min-Woo Kim (Korea)
15:55 - 16:00	S020 Posterior Expansive Foraminotomy before Laminectomy Combined with Pedicle Screw Fixation Can Decrease the Incidence of C5 Palsy in Complex Cervical Spine Surgery in Patients with Severe Myeloradiculopathy	Young Hyun Yoon (Korea)
16:00 - 16:10	Discussion	
16:10 - 16:40	**Free Paper: Cervical Ⅱ**	**Moderator: Kyung-Soo Suk (Korea), Jae-Hyuk Shin (Korea)**
16:10 - 16:15	S021 Surgical Outcomes of Extensive Dome-Like Laminoplasty Using En Block Resection of C2 Inner Lamina for Patients with Severe Cord Compression at C2-3 and Literatures Review	Jung-Hyun Lee (Korea)
16:15 - 16:20	S022 Retrospective Comparative Study of Anterior Cervical Decompression and Fusion and Muscle-Preserving Selective Laminectomy in Patients with Degenerative Cervical Myelopathy	Kazuya Kitamura (Japan)
16:20 - 16:25	S023 Morphological Analysis of OPLL and Results of Surgical Decompression in Singapore	Alex Teo Quok An (Singapore)
16:25 - 16:30	S024 The Effectiveness of Robotic-Assisted Upper Limb Rehabilitation to Improve Upper Limb Function in Patients with Cervical Spinal Cord Injuries - A Systematic Literature Review	Sze Wing Jocelyn Ho (Hong Kong)
16:30 - 16:40	Discussion	
16:40 - 17:10	**KSSS General Assembly (Crystal Ballroom A)**	
17:30 - 20:00	**Gala Dinner (Sapphire Ballroom 3F)**	



May 25 (Thu) Emerald Room

Scientific Program

07:50 - 08:00	**Opening Remarks (Crystal Ballroom A + Emerald Room)**	**Yong-Soo Choi (President of KSSS)**
08:00 - 08:30	**Free Paper: Deformity I**	**Moderator: Seung-Woo Suh (Korea), Kun-Bo Park (Korea)**
08:00 - 08:05	S025 Safety and Feasibility of Growth Rod Distraction Procedure as 'Day Care Surgery' in Early Onset Scoliosis: A Retrospective Observational Study of 653 Procedures	Tungish Bansal (India)
08:05 - 08:10	S026 Association between Functional Gastrointestinal Disorders and Adolescent Idiopathic Scoliosis: A Large-Database Study	Soo-Bin Lee (Korea)
08:10 - 08:15	S027 A Comparative Study of Supine Traction, Supine Side-Bending Radiographs, and Supine MRI to Determine Coronal Flexibility in Degenerative Lumbar Scoliosis Patients	Naphakkhanith Dhanachanvisith (Thailand)
08:15 - 08:20	S028 Can Lateral Shoulder Balance Be Improved through Proximal Curve Correction in Adolescent Idiopathic Scoliosis with a Double Thoracic Curve?	Hyung Rae Lee (Korea)
08:20 - 08:30	Discussion	
08:30 - 09:00	**Free Paper: Deformity II**	**Moderator: Sung-Soo Kim (Korea), Ho-Joong Kim (Korea)**
08:30 - 08:35	S029 Analysis of Environmental Factors in Idiopathic Scoliosis - An Integrated Study Using Child and Adolescent Data Archives	Sahyun Sung (Korea)
08:35 - 08:40	S030 Difference of Postoperative Radiologic Change on Sacro-Iliac Joint by Multi-Factors in Adolescent Idiopathic Scoliosis	Sang Ho Kim (Korea)
08:40 - 08:45	S031 Elasticity Change of the Paravertebral Muscle after Treatment for Scoliosis	Kyutae Kang (Korea)
08:45 - 08:50	S032 Touched Vertebral as an Ideal the Lowest Instrumented Vertebra in Thoracic Curves of Adolescent Idiopathic Scoliosis	Dong-Gune Chang (Korea)
08:50 - 09:00	Discussion	
09:00 - 09:30	**Free Paper: Deformity III**	**Moderator: Chang-Ju Hwang (Korea), Dong-Gune Chang (Korea)**
09:00 - 09:05	S033 Risk Factors for Radiographic Progression of Proximal Junctional Fracture in Patients Undergoing Surgical Treatment for Adult Spinal Deformity	Jong Shin Lee (Korea)
09:05 - 09:10	S034 The Importance of Upper-Most Regional Distraction Technique in Development of PJK Following Adult Spinal Deformity Surgery: A Prospective Observational Study	Hyun-Suk Shin (Korea)
09:10 - 09:15	S035 Corner Osteotomy: The More Efficient Technique for Deformity Correction of Adult Spinal Deformity in Comparison to Pedicle Subtraction Osteotomy	Cheol Hyun Jung (Korea)
09:15 - 09:20	S036 Decision of Pedicle Subtraction Osteotomy Vertebra in Surgical Correction for Ankylosing Spondylitis with Thoracolumbar Kyphosis	Xiongjie Li (China)
09:20 - 09:30	Discussion	
09:30 - 09:50	**Invited Lecture II : Cheng Hung Lee (Taiwan)**	**Moderator: Kyu-Jung Cho (Korea)**
09:30 - 09:45	The Morphological Changes in Adjacent Segments Amongst Patients Receiving Anterior and Oblique Lumbar Interbody Funsion: A Retrospective Study	Cheng Hung Lee (Taiwan)
09:45 - 09:50	Discussion	
09:50 - 10:10	**Coffee Break (Lobby 2F + Emerald Room Lobby)**	

May 25 (Thu) Emerald Room

Scientific Program

10:10 - 11:00	**Plenary Lecture I (Crystal Ballroom A + Emerald Room): John M. Rhee (USA)**	**Moderator: Yong-Soo Choi (Korea)**
10:10 - 10:30	My Patient with Radiculopathy or Myelopathy Does Not Have Perfect Alignment: Do They Really Need a Major Cervical Deformity Correction?	John M. Rhee (USA)
10:30 - 10:50	Cervical Sagittal Plane Deformity: Decision Making and Surgical Techniques	
10:50 - 11:00	Discussion	
11:00 - 12:30	**Asian Spine Society Presidential Session (Crystal Ballroom A+Emerald Room)**	**Moderator: Jong-Beom Park (Korea)**
11:00 - 11:10	Why Is Achieving Shoulder Balance Still Elusive Following Scoliosis Correction in AIS Patients? Recent Understanding and a Technical Note	Chris Chan (Malaysia)
11:10 - 11:20	Extension Surgery for Proximal Junctional Kyphosis in Osteoporotic Bone	Areesak Chotivichit (Thailand)
11:20 - 11:30	Harms Technical in the Treatment of Severe C1 - C2 Dislocation	Vu Van Cuong (Vietnam)
11:30 - 11:40	A Unique & Innovative Technique in the Management of Both Early & Late Cases of Fracture Dislocation of Sub Axial Cervical Spine	Shah Alam (Bangladesh)
11:40 - 11:50	Preliminary Reports of Bi-Portal Endoscopic Lumbar Intervertebral Fusion	Thant Zin Naing (Myanmar)
11:50 - 12:00	Biocompatible Materials in Spine Surgery	Gusti Lanang (Indonesia)
12:00 - 12:10	Complications in Spine Surgery - Why Do Doctors Fail?	Binod Bijukachhe (Nepal)
12:10 - 12:30	Discussion	
12:30 - 12:40	**Plenary Session (Introduction of Asian Spine Journal)**	**Hak Sun Kim (Chairman of Asian Spine Journal)**
12:40 - 13:30	**Sponsored Luncheon Symposium (Daewon), (Viatris)**	**Moderator: Tae-Kyun Kim (Korea)**
12:40 - 13:05	Effect of Teriparatide on Spinal Fusion in Osteoporotic Patients	Jae-Hyuk Yang (Korea)
13:05 - 13:30	Lesson from Real World Disease & Scientific Opinion: Focused on Neuropathic Pain	Jae-Hwan Cho (Korea)
13:30 - 14:30	**Symposium (MIS): Biportal Endoscopic Spine Surgery, Future of MIS**	
13:30 - 14:00	**Biportal Endoscopic Spine Surgery**	**Moderator: Keun-Ho Park (Korea), Seok-Woo Kim (Korea)**
13:30 - 13:37	Setting and Principles	Min-Seok Kang (Korea)
13:37 - 13:44	Making Enough Working Space	Dae-Jung Choi (Korea)
13:44 - 13:51	How to Overcome the Complications	Hyun-Jin Park (Korea)
13:51 - 14:00	Discussion	
14:00 - 14:30	**Future of MIS**	**Moderator: Deuk-Soo Jun (Korea), Hyoung-Yeon Seo (Korea)**
14:00 - 14:07	Robotics and Augmented-Reality Assited MIS Surgery	Sang-Min Park (Korea)
14:07 - 14:14	Virtual-Reality Training System for MIS	Ho-Jin Lee (Korea)
14:14 - 14:21	How Can Artificial Intelligence Be Utilized in MIS?	Dae-Woong Ham (Korea)
14:21 - 14:30	Discussion	
14:30 - 14:50	**Coffee Break (Lobby 2F + Emerald Room Lobby)**	



May 25 (Thu) Emerald Room

Scientific Program

14:50 - 15:10	**Invited Lecture IV: Saumyajit Basu (India)**	**Moderator: Hak-Sun Kim (Korea)**
14:50 - 15:05	Management of Pediatric Post-Tubercular Spinal Deformities	Saumyajit Basu (India)
15:05 - 15:10	Discussion	
15:10 - 15:40	**Free Paper: Deformity IV**	**Moderator: Jung-Hee Lee (Korea), Nam-Su Chung (Korea)**
15:10 - 15:15	S037 Radiographic Analysis of Between Occipitocervical and Thoracolumbar-Pelvic Sagittal Alignment in Patients with Different Pain Distribution	Kuang-Ting Yeh (Taiwan)
15:15 - 15:20	S038 Validation of Predictive Power of GAP Score on Mechanical Complications: A Systematic Review and Meta-Analysis	Sanghoon Lee (Korea)
15:20 - 15:25	S039 Introduction of a New Radiographic Parameter to Predict Proximal Junctional Kyphosis in Adult Spinal Deformity: Uppermost Instrumented Vertebra-Pelvic Tilt Angle	Han-Seok Yang (Korea)
15:25 - 15:30	S040 Connecting the S2 Alar-Iliac Screw Head to the Satellite Rod for Surgical Correction of Degenerative Sagittal Imbalance	Sung Tan Cho (Korea)
15:30 - 15:40	Discussion	
15:40 - 16:10	**Free Paper: Deformity V**	**Moderator: Ye-Soo Park (Korea), Sung-Kyu Kim (Korea)**
15:40 - 15:45	S041 Compensatory Knee Flexion from Sagittal Imbalance Increases Femoral 3D Bowing - A Radiographical Study Using the EOS Full-Body Images	Cheng-Li Lin (Taiwan)
15:45 - 15:50	S042 Management Strategies for Andersson Lesion in Ankylosing Spondylitis: A Tertiary Centre Experience	Yogendra Agrahari (Nepal)
15:50 - 15:55	S043 Junctional Failures at Both Ends after Long Fusion Arthrodesis Stopping at L5: Incidences and Risk Factors	Sangil Kim (Korea)
15:55 - 16:00	S044 Outcome of Pedicle Subtraction Osteotomy in Ankylosing Spondylitis with Kyphotic Deformity	Nyan Lin Aung (Myanmar)
16:00 - 16:10	Discussion	
16:10 - 16:40	**Free Paper: Lumbar I**	**Moderator: Hun-Kyu Shin (Korea), Sang-Bum Kim (Korea)**
16:10 - 16:15	S045 The Evaluation of the Feasibility of Psoas, Paraspinal, and Gluteal Muscle Index as a Predictor for Diagnosing Sarcopenia in Patients with Degenerative Lumbar Disease	Jeuk Lee (Korea)
16:15 - 16:20	S046 Biportal Endoscopic Paraspinal Decompressive Foraminotomy for Lumbar Foraminal Stenosis: Clinical Outcomes and Factors Influencing Unsatisfactory Outcomes	Ki-Han You (Korea)
16:20 - 16:25	S047 Comparison of Radiologic & Clinical Outcome of Posterior Lumbar Interbody Fusion Using Unilateral Cage with Unilateral Facetectomy and Contralateral Facet Fusion Versus Conventional Posterior Lumbar Interbody Fusion Using Bilateral Cages	Suk Hyun Hwang (Korea)
16:25 - 16:30	S048 Radiographic Analysis of Early Changes in Upper Adjacent Segments after Fusion Surgery: OLIF vs PLIF	JooYoung Lee (Korea)
16:30 - 16:40	Discussion	
16:40 - 17:10	**KSSS General Assembly (Crystal Ballroom A)**	
17:30 - 20:00	**Gala Dinner (Sapphire Ballroom 3F)**	

May 26 (Fri) Crystal Ballroom A

Scientific Program

08:00 - 08:30	**Best Paper Candidates Presentation I (Domestic)**	**Moderator: Dong-Soo Kim (Korea), Jae-Jun Yang (Korea)**
08:00 - 08:05	S049 Lumbar Radiculopathy Is Associated with Vertebral Fracture Development: A Korean Nationwide Population-Based Cohort Study	Hae-Dong Jang (Korea)
08:05 - 08:10	S050 Extracellular Vesicles from Mesenchymal Stem Cells Suppress RANKL-Induced Osteoclast Differentiation via miR122-5p	Wook Tae Park (Korea)
08:10 - 08:15	S051 Characterization of Patients with Poor Clinical Outcome in Long-Term Follow-Up after Adult Spinal Deformity Surgery: A Multivariate Analysis of Mean 8-Year Follow-Up Data	Hyun Jun Kim (Korea)
08:15 - 08:20	S052 Incidence and Treatment Trends of Infectious Spondylodiscitis in South Korea: A Nationwide Population-Based Study	Hee Jung Son (Korea)
08:20 - 08:30	Discussion	
08:30 - 09:00	**Best Paper Candidates Presentation II (Domestic)**	**Moderator: Jae-Sung Ahn (Korea), Byung-Wan Choi (Korea)**
08:30 - 08:35	S053 Predictive Factors for Conversion from Conservatively to Surgically Treatment Osteoporotic Thoracolumbar Compression Fractures Based on Sagittal Parameters and Magnetic Resonance Imaging Features	Myung-Sup Ko (Korea)
08:35 - 08:40	S054 A Comparison between Cortical Bone Trajectory Screws and Traditional Pedicle Screws in Patients with Single-Level Lumbar Degenerative Spondylolisthesis: 5 Year Results	Ji Won Kwon (Korea)
08:40 - 08:45	S055 The Fate of Pre-Existing L5-S1 Degeneration Following Oblique Lumbar Interbody Fusion of L4-L5 Level and Above	Dong-Ho Kang (Korea)
08:45 - 08:50	S056 Risk Factors for the Occurrence and Severity of Vertebral Fractures in Inflammatory Bowel Disease Patients: A Nationwide Population-Based Cohort Study	Geon-U Kim (Korea)
08:50 - 09:00	Discussion	
09:00 - 09:30	**Best Paper Candidates Presentation III (Domestic)**	**Moderator: Hong-Moon Sohn (Korea), Eun-Seok Son (Korea)**
09:00 - 09:05	S057 Changes in Pelvic Parameters with Fixation from the Proximal Thoracic Spine to the Pelvis in Non-Ambulatory NM Scoliosis	Hyuk Jeon (Korea)
09:05 - 09:10	S058 The Relationship Among Patient Reported Outcomes, Radiological Spinopelvic Parameters and Gait Analysis at 1 Year after Adult Spinal Deformity Surgery	Jun-Young Choi (Korea)
09:10 - 09:15	S059 Can Intraoperative C2 Slope Predict Postoperative Standing Sagittal Alignment Following Cervical Deformity Correction?	Namhoo Kim (Korea)
09:15 - 09:20	S060 Comparison of Outcome after Laminoplasty According to the Degree of Foraminal Stenosis in Patients with Cervical Myelopathy	Woo-Seok Jung (Korea)
09:20 - 09:30	Discussion	
09:30 - 10:00	**Best Paper Candidates Presentation IV (International)**	**Moderator: Si-Young Park (Korea), Se-Jun Park (Korea)**
09:30 - 09:35	S061 Does Direct Decompression Necessary for Lateral Lumbar Interbody Fusion (LLIF)?: A Randomized Control Trial	Pakawas Praisarnti (Thailand)
09:35 - 09:40	S062 Lowest Instrumented Vertebra Index Is an Alternative to Lastly Touched Vertebra for Selection of the Fusion Level in Main Thoracic Adolescent Idiopathic Scoliosis	I-Hsin Chen (Taiwan)
09:40 - 09:45	S063 Spinal Dumbbell Tumors in Cervical Spine: Surgical Strategy and Clinical Outcomes	Congcong Liu (China)
09:45 - 09:50	S064 Does Type II Diabetes Induce Early Senescence and Degeneration in Human Intervertebral Discs? - A Tissue Biomarker Evaluation	Sudhir Ganesan (India)
09:50 - 10:00	Discussion	
10:00 - 10:20	**Coffee Break (Lobby 2F + Emerald Room Lobby)**	



May 26 (Fri) Crystal Ballroom A

Scientific Program

10:20 - 10:50	**Best Paper Candidates Presentation V (International)**	**Moderator: Woo-Kie Min (Korea), Jae-Hyuk Yang (Korea)**
10:20 - 10:25	S065 Change of GERD Symptoms for Ten Years after Surgery for Adult Spinal Deformity	Tomohiko Hasegawa (Japan)
10:25 - 10:30	S066 O-Arm Navigated Versus Free Hand Pedicle Screw Placement in Lumbar Spine: An RCT-Advancement or a Mirage of an Edge over Convention?	Shubhankar Shekhar (India)
10:30 - 10:35	S067 Loss of Function in Ank Gene Causes Aberrant Mineralization and Acquisition of Osteoblast-Like-Phenotype in the Cells of Annulus Fibrosus	Takashi Ohnishi (Japan)
10:35 - 10:40	S068 Accuracy of Freehand Subaxial Cervical Spine Pedicle Screw Insertion Techniques: A Meta-Analysis	Joy Aoanan Vallesterol (Philippines)
10:40 - 10:50	Discussion	
10:50 - 11:20	**Best Paper Candidates Presentation VI (International)**	**Moderator: Yung Park (Korea), Jae-Young Hong (Korea)**
10:50 - 10:55	S069 The MR-Imaging Psoas Muscle Area as the Prognostic Factor for Mortality and Adverse Events in Spinal Metastatic Surgery	Kitidate Boonchai (Thailand)
10:55 - 11:00	S070 Single Stage Posterior Vertebral Column Resection (PVCR) for the Correction of Rigid & Severe Kyphotic Deformity-An Analysis of 22 Cases	Sharif Ahmed Jonayed (Bangladesh)
11:00 - 11:05	S071 A Comparative Factor Analysis and New MRI Scoring System for Differentiating Pyogenic Versus Tubercul Spondylodiscitis	Patchara Pornsopanakorn (Thailand)
11:05 - 11:10	S072 Pedicle Screw Fixation of Lower Cervical Spine	Pashupati Chaudhary (Nepal)
11:10 - 11:20	Discussion	
11:20 - 11:40	**Invited Lecture V: Ronald Tangente (Philippines)**	**Moderator: Woo-Dong Nam (Korea)**
11:20 - 11:35	When Not to Do Surgery for Metastatic Spine Disease?	Ronald Tangente (Philippines)
11:35 - 11:40	Discussion	
11:40 - 12:30	**Plenary Lecture II (Crystal Ballroom A + Emerald Room): Takashi Kaito (Japan)**	**Moderator : Tae-Kyun Kim (Korea)**
11:40 - 12:00	Future Directions of Spinal Biologics for Bone Regeneration	Takashi Kaito (Japan)
12:00 - 12:20	Can Brain Tell Us the Surgical Prognosis of Cervical Myelopathy?	
12:20 - 12:30	Discussion	
12:30 - 13:30	**Sponsored Luncheon Symposium (CGBio), (Baxter)**	**Moderator: Si-Young Park (Korea)**
12:30 - 12:50	Novel Strategy of Trabecular Bone Augmentation by Transpedicular Injection of rhBMP-2 for Reducing the Incidence of Proximal Junctional Failure: A Preliminary Result	Ho-Joong Kim (Korea)
12:50 - 13:10	Floseal - How to Choose the Right Product for the Right Bleed	Sam-Yeol Chang (Korea)

May 26 (Fri) Crystal Ballroom A

Scientific Program

13:30 - 14:30	**Symposium (Lumbar): What Are the Definite Indications of Fusion for Lumbar Spinal Stenosis?**	**Moderator: Dong-Eun Shin (Korea), Yong-Chan Kim (Korea)**
13:30 - 13:42	Foraminal Stenosis	Sahyun Sung (Korea)
13:42 - 13:54	Lumbar Fusion for Instability	Byung-Ho Lee (Korea)
13:54 - 14:06	Considerations of Fusion in the Patient with Spinal Stenosis with Deformity	Seong-Jun Ahn (Korea)
14:06 - 14:18	Is the Revision Surgery Definite Indication of Lumbar Fusion?	Jae-Hwan Cho (Korea)
14:18 - 14:30	Discussion	
14:30 - 14:50	**Coffee Break (Lobby 2F + Emerald Room Lobby)**	
14:50 - 15:20	**Free Paper: Cervical Ⅲ**	**Moderator: Dong-Ho Lee (Korea), Hyoung-Min Kim (Korea)**
14:50 - 14:55	S073 The Effect of Posterior Cervical Laminoplasty with Dome Laminotomy on Cervical Alignment and Disability in Patients with Cervical Spondylotic Myelopathy Patients	Sung Hoon Choi (Korea)
14:55 - 15:00	S074 Decompression Procedure Using Biportal Endoscopy for Cervical Spondylolytic Myelopathy: A Technical Note and Preliminary Clinical Results	Seung-Hyun Choi (Korea)
15:00 - 15:05	S075 Multilevel Anterior Discectomy and Fusion Using Self-Locking Cage: A Retrospective Study with Mean Follow-Up of 32 Months	Truc Tam Vu (Vietnam)
15:05 - 15:10	S076 Reciprocal Changes in Radiological Parameters of Patients after Expansive Open-Door Laminoplasty: Preoperative Cervical Lordosis Is Inconsequential in K-Line Positive Cases	Junseung Lee (Korea)
15:10 - 15:20	Discussion	
15:20 - 15:50	**Free Paper: Miscellaneous I**	**Moderator: Kee-Won Rhyu (Korea), Jae-Hwan Cho (Korea)**
15:20 - 15:25	S077 Risk of Reoperation and Infection after Spinal Osteotomy Compared to Long Segment Fusion Surgery	JaeWon Shin (Korea)
15:25 - 15:30	S078 Comparison of Muscle Mass and Quality between Normal Sagittal Balance and Kyphosis	Gee-Chul Park (Korea)
15:30 - 15:35	S079 Analysis of Hot Uptake Lesion in SPECT/CT with Patients with Axial Pain	Eugene Park (Korea)
15:35 - 15:40	S080 Rotational Insertion of Large Cage through Transforaminal Space in Biportal Endoscopic Spine Fusion	Seung Deok Sun (Korea)
15:40 - 15:50	Discussion	
15:50 - 16:10	**Best Paper Awards (Crystal Ballroom A)**	
16:10 - 16:20	**Closing Remarks (Crystal Ballroom A)**	
16:20 - 16:30	**Farewell and Inauguration Ceremony for the President of KSSS (Crystal Ballroom A)**	



May 26 (Fri) Emerald Room

Scientific Program

08:00 - 08:30	**Free Paper: Lumbar II**	**Moderator: Young-Do Koh (Korea), Chang-Hwa Hong (Korea)**
08:00 - 08:05	S081 MRI Analysis of 39 Patients Diagnosed with Conjoined Root	Young Kwan Moon (Korea)
08:05 - 08:10	S082 Minimally Invasive Lateral Lumbar Interbody Fusion Adjacent to Pedicle Subtraction Osteotomy for the Correction of Adult Spinal Deformity Reduces Postoperative Mechanical Complications Requiring Revision Surgery	Joonghyun Ahn (Korea)
08:10 - 08:15	S083 Risk Factors for Predicting "Clinical" Indirect Decompression Failure	Kaweekrai Anusart (Thailand)
08:15 - 08:20	S084 Evaluation of the Efficacy and Safety of 3D Printing Porous Titanium Cage with Window Versus Non-Window Type in Posterior Lumbar Interbody Fusion: A Prospective, Randomized, Multicenter Study	Dae-Woong Ham (Korea)
08:20 - 08:30	Discussion	
08:30 - 09:00	**Free Paper: Lumbar III**	**Moderator: Jae-Ryong Cha (Korea), Jae-Wan Soh (Korea)**
08:30 - 08:35	S085 The Influence of Posterior Lumbar Spinal Fusion Surgery in the Quality of Sexual Life - The Mystery Unveiled	Sudhir Ganesan (India)
08:35 - 08:40	S086 Clinical Significance of Endplate and Bone Marrow Change in Low Back Pain after Treating Lumbar Disc Herniation	Hak Soo Kim (Korea)
08:40 - 08:45	S087 The Corrective Criteria to Avoid Adjacent Segment Degeneration Following Surgical Correction for Lumbar Spondylolisthesis	Sung-Min Kim (Korea)
08:45 - 08:50	S088 Age-Related Differences in Lower Extremity Muscle Tightness and Low Back Pain in Young Baseball Players: A Cross-Sectional Study of 1215 Players Aged 6 to 16 Years	Kinshi Kato (Japan)
08:50 - 09:00	Discussion	
09:00 - 09:30	**Free Paper: Lumbar IV**	**Moderator: Hwa-Yeop Na (Korea), Sung-Woo Choi (Korea)**
09:00 - 09:05	S089 Distribution and Patterns of Posterior Column Injury in Flexion-Distraction Injuries of Thoracolumbar Spine	Myoung Yeol Shin (Korea)
09:05 - 09:10	S090 Identification of Common Pedicle Screw Systems in Taiwan	Kuan-Jung Chen (Taiwan)
09:10 - 09:15	S091 Extreme Lateral Lumbar Interbody Fusion (XLIF) Reduces Total Lifetime Cost Compared with Posterior Lumbar Interbody Fusion(PLIF) for Single-Level Lumbar Spinal Fusion Surgery: A Cost-Utility Analysis in Thailand	Win Boonsirikamchai (Thailand)
09:15 - 09:20	S092 Efficacy of Less Invasive Modified O-Arm Navigated Delta Fixation in Osteoporotic High-Grade Spondylolisthesis: "A LIMO Delta Technique"	Shailesh Hadgaonkar (India)
09:20 - 09:30	Discussion	
09:30 - 10:00	**Free Paper: Lumbar V**	**Moderator: Young-Bae Kim (Korea), Byung-Ho Lee (Korea)**
09:30 - 09:35	S093 A New Grading System for Endplate Spur in Lumbar Foraminal Stenosis	Sung Cheol Park (Korea)
09:35 - 09:40	S094 Is There a Difference in Stiffness-Related Functional Disability between Decompression Alone and Decompression with Fusion for the Lower Lumbar Motion Segment?	Jin-Sung Park (Korea)
09:40 - 09:45	S095 Analysis of Risk Factors for Cage Subsidence after OLIF	Seong Woo Jeong (Korea)
09:45 - 09:50	S096 The Modified Frailty Index Can Predict the Postoperative Complications after Lumbar Spine Surgery	Jiwon Park (Korea)
09:50 - 10:00	Discussion	
10:00 - 10:20	**Coffee Break (Lobby 2F + Emerald Room Lobby)**	

May 26 (Fri) Emerald Room

Scientific Program

10:20 - 10:50	**Free Paper: Lumbar VI**	**Moderator: Young-Woo Kim (Korea), Dae-Hyun Park (Korea)**
10:20 - 10:25	S097 Lumbar MRI Analysis to Predict the Therapeutic Effect of Facet Joint Block	Min Seok Kim (Korea)
10:25 - 10:30	S098 A New Technique for Reduction of Lumbar Spondylolisthesis Using T-Shaped Tools	Jemin Yi (Korea)
10:30 - 10:35	S099 Different Pathoanatomy of Central Stenosis in Isthmic lumbar Spondylolisthesis - Intersegmental Stenosis	Hyuk-Joon Sohn (Korea)
10:35 - 10:40	S100 Comparison of Surgical Outcomes of Primary Fusion Surgery Versus Revision Fusion Surgery for Lumbar Spinal Stenosis	Hyeon Baek (Korea)
10:40 - 10:50	Discussion	
10:50 - 11:20	**Free Paper: Infection**	**Moderator: Dong-Ki Ahn (Korea), Sung-Kyun Oh (Korea)**
10:50 - 10:55	S101 Clinical Outcomes of Surgical Debridement Only in Pyogenic Spondylitis	Ohsang Kwon (Korea)
10:55 - 11:00	S102 Low Back Pain as a Unique Symptom of the Omicron COVID Variant	Minyoung Kim (Korea)
11:00 - 11:05	S103 Results of Intervertebral Fusion Using Autogenous Tricortical Spinous Process Bone During Surgical Treatment of Pyogenic Spondylitis	Jae-Hoon Kim (Korea)
11:05 - 11:10	S104 Clinical Outcomes of Anterior Corpectomy and Fusion with Insertion of Titanium Mesh Cage for Treatment of Pyogenic Spondylitis	Gyu Heon Lee (Korea)
11:10 - 11:20	Discussion	
11:20 - 11:40	**Invited Lecture VI : Gabriel Liu (Singapore)**	**Moderator: Jin-Sup Yeom (Korea)**
11:20 - 11:35	Current Management Trends in Cervical Deformity	Gabriel Liu (Singapore)
11:35 - 11:40	Discussion	
11:40 - 12:30	**Plenary Lecture II (Crystal Ballroom A+Emerald Room): Takashi Kaito (Japan)**	**Moderator: Tae-Kyun Kim (Korea)**
11:40 - 12:00	Future Directions of Spinal Biologics for Bone Regeneration	Takashi Kaito (Japan)
12:00 - 12:20	Can Brain Tell Us the Surgical Prognosis of Cervical Myelopathy?	
12:20 - 12:30	Discussion	
12:30 - 13:30	**Sponsored Luncheon Symposium (Daiichi Sankyo Korea), (Myoungmoon)**	**Moderator: Kyung-Soo Suk (Korea)**
12:30 - 12:50	A New Generation of Agents for the Treatment of Neuropathic Pain	Jae-Young Hong (Korea)
12:50 - 13:10	Advantages of NSAID and Music Relaxant Combination	Ji-Won Kwon (Korea)



May 26 (Fri) Emerald Room

Scientific Program

13:30 - 14:30	**Symposium (Cervical): All about Cervical OPLL**	**Moderator: Young-Sang Lee (Korea), Kyung-Chung Kang (Korea)**
13:30 - 13:42	Recent Update: Prevalence and Prognosis	Sung Hoon Choi (Korea)
13:42 - 13:54	Current Concepts: Diagnosis and Surgical Indication	ByungWan Choi (Korea)
13:54 - 14:06	Pearls and Pitfalls of Anterior Surgery	Gun Woo Lee (Korea)
14:06 - 14:18	Pearls and Pitfalls of Posterior Surgery	Young-Yul Kim (Korea)
14:18 - 14:30	Discussion	
14:30 - 14:50	**Coffee Break (Lobby 2F + Emerald Room Lobby)**	
14:50 - 15:20	**Free Paper: Tumor**	**Moderator: Jung-Sub Lee (Korea), Sang-Il Kim (Korea)**
14:50 - 14:55	S105 Total En-Bloc Spondylectomy Versus Stereotactic Ablative Body Radiotherapy in Patients with Single Spinal Metastasis	Dong-Ho Kang (Korea)
14:55 - 15:00	S106 Factors Affecting the Prognosis of Recovery of Motor Power and Ambulatory Function after Surgery for Metastatic Epidural Spinal Cord Compression	Sehan Park (Korea)
15:00 - 15:05	S107 The Peri-Operative Effects on Preoperative Radiotherapy for Metastatic Spinal Tumor	Sang Yun Seok (Korea)
15:05 - 15:10	S108 A Rare Case of Spinal Cord Compression Secondary to Epidural Hodgkin's Lymphoma: A Case Report	Kean Loong Ong (Malaysia)
15:10 - 15:20	Discussion	
15:20 - 15:50	**Free Paper: Trauma**	**Moderator: Jeong-Hyun Yoo (Korea), Suk-Joong Lee (Korea)**
15:20 - 15:25	S109 How Should Patients with a Thoracolumbar Injury Classification and Severity Score of 4 Be Treated?	Chan Jin Park (Korea)
15:25 - 15:30	S110 Pediatric Spinal Trauma at a Single Level 1 Trauma Center : Review of 62 Cases	Hee-Woong Chung (Korea)
15:30 - 15:35	S111 Atlas Osteosynthesis Screw Placement Using the Intersection between Lateral Mass and Inferomedial Edge of the Atlas Posterior Arch: Human Cadaveric Study	Torphong Bunmaprasert (Thailand)
15:35 - 15:40	S112 Is Decompression Always Mandatory for Surgically Treated Thoracolumbar Burst Fractures?	Abdullah Al Mamun Choudhury (Bangladesh)
15:40 - 15:50	Discussion	
15:50 - 16:10	**Best Paper Awards (Crystal Ballroom A)**	
16:10 - 16:20	**Closing Remarks (Crystal Ballroom A)**	
16:20 - 16:30	**Farewell and Inauguration Ceremony for the President of KSSS (Crystal Ballroom A)**	

E-Posters

E-Posters of the International Congress of the Korean Society of Spine Surgery!
Please scan the QR code on the upper right to browse the posters on our website.

KSSS 2023

Abstract No.	Abstract Title	Name
2023S-004	E001 Cervical Sagittal Parameters in Degenerative Cervical Spondylolisthesis Versus Degenerative Cervical Kyphosis with Myeloradiculopathy Treated by Anterior Cervical Discectony and Fusion	Torphong Bunmaprasert (THA)
2023S-006	E002 Bony Remodeling and Decreased Volume In Ossification of the Posterior Longitudinal Ligament of the Thoracic Spine after Posterior Fixation and Fusion with Decompression: A Case Report	Hyo Sae Ahn (KOR)
2023S-007	E003 Effectiveness of Sublaminar Mersilene Tape Augmented Pedicle Screws Fixation for Osteoporotic Vertebral Compression Fracture: Low-Cost Modality	Ghanshyam Kakadiya (IND)
2023S-008	E004 Effectiveness of Betadine Wound Irrigation and Intrawound Vancomycin Powder to Reduce Surgical Site Infection in Conventional Open Lumbar Spine Surgery	Ghanshyam Kakadiya (IND)
2023S-010	E005 Does Transition Rod Help in Preventing Adjacent Segment Degeneration in Lumbar Fusion? A Retrospective Study	Bishnu Dev Sharma (NPL)
2023S-011	E006 Outcome Of Microlumbar Discectomy in Patients With Symptomatic Lumbar Disc Herniation	Gyanendra Shah (NPL)
2023S-012	E007 Challenges Encountered During a Decade Long Spine Services at Far East Nepal Where the Resources are Constrained	Prem Bahadur Shahi (NPL)
2023S-013	E008 Surgical Outcome of Open Intralesional Excision of Spine Osteoid Osteoma: A Mini Case Series	Ramkrishna Dahal (NPL)
2023S-014	E009 Challenges in Treatment of Spondylolisthesis in Developing Country Setting	Suraj Bajracharya (NPL)
2023S-016	E010 Salvage Surgery for Failed Lumbar Interbody Fusion	Cheng-Min Shih (TWN)
2023S-019	E011 Pain Control Affects the Radiographic Diagnosis of Segmental Instability in Patients with Degenerative Lumbar Spondylolisthesis	Shih-Hsiang Chou (TWN)
2023S-023	E012 A Change in Global Sagittal Alignment after Transforaminal Epidural Steroids Injections in Lumbar Spinal Stenosis	Naphakkhanith Dhanachanvisith (THA)
2023S-029	E013 Functional & Radiological Outcome of ACDF by Using Stand-Alone Anchored Spacer in Subaxial Cervical Vertebral Fracture Dislocation with Incomplete Spinal Cord Injury	Sarwar Jahan (BGD)
2023S-033	E014 Patient-Reported Outcomes in Spinal Metastases Patients Undergoing an Endoscopic Decompression Surgery: Promising Results	Warayos Trathitephun (THA)
2023S-034	E015 Directly Reprogrammed Human Neural Progenitor Cells Promote Functional Recovery for Cervical Spinal Cord Injury	Kazuya Yokota (JPN)
2023S-036	E016 Laminoplasty for the Treatment of Multilevel Cervical Radiculopathy; Clinical Outcome	Min-Gu Jang (KOR)
2023S-039	E017 Amendment for Progressive Kyphotic Deformity In Spinal Tuberculosis: Challenges and Outcomes	O Z M Dastagir (BGD)
2023S-042	E018 Reproducibility of Cervical Sagittal Alignment Parameters Including C2 Slope In Cervical Spondylotic Myeloradiculopathy: How Reliable Is C2 Slope?	Dong-Chan Eun (KOR)
2023S-043	E019 Evaluation of the Usefulness of Percutaneous Pedicle Screw Fixation for Treatment of Lower Lumbar Fractures: Comparative Study with Thoracolumbar Junction Fracture Group	Jong Min Jeon (KOR)
2023S-045	E020 Awake Unilateral Biportal Endoscopic Thoracic Decompression	Tae Hoon Kang (KOR)
2023S-046	E021 Juxtaneural Synovial Cyst With Far-Out Syndrome Causing Extraforaminal Stenosis of L5-S1: A Case Report	Sungan Hong (KOR)

E-Posters

KSSS 2023

Abstract No.	Abstract Title	Name
2023S-047	E022 Correlation Between Presentation of Gibbus or Kyphotic Deformity and the Incidence of Neurological Deficits in Spinal Tuberculosis: Single Center Study of 90 Cases in 3 Years	Abdaud Rasyid Yamani (IDN)
2023S-048	E023 The Efficacy of Hyaluronidase in Transforaminal Epidural Steroid Injection	Jae Yeun Hwang (KOR)
2023S-049	E024 High Prevalence of Osteoporotic Vertebral Fracture in Patients with Proximal Femoral Fracture: A Matched Case-Control Study	Kazushi Takayama (JPN)
2023S-052	E025 A Comparative Analysis of Bi-Portal Endoscopic Spine Surgery (BESS) and Unilateral Laminectomy with Bilateral Decompression (ULBD) in Multi-Level Lumbar Stenosis Patients - 1 Year Follow Up Study	Sub-Ri Park (KOR)
2023S-054	E026 A Retrospective Clinical Trial to Compare the Safety and Effectiveness of PEEK Cage with Autologous Iliac Bone and Bioactive Glass Ceramic Cage in Single Level ACDF; Comparative Study, Single Center, Investigator Initiated Study	Yong Ho Lee (KOR)
2023S-055	E027 Clinical Outcome of Oblique Lumbar Interbody Fusion with 3D-Printed Titanium Cage	Eugene Park (KOR)
2023S-058	E028 Predictor of Postoperative Ambulatory Recovery in Metastatic Spinal Cord Compression With Delayed Surgical Timing and Progressive Paraplegia	Jin-Sung Park (KOR)
2023S-062	E029 Biportal Endoscopic Discectomy Through Various Approaches for Lumbar Disc Herniation According to the Location of the Lesion	Yongjin Park (KOR)
2023S-075	E030 Clinical Outcome of Facet Joints Injection in Patients with Lumbar Facet Joints Arthropathy	Li Loong Loh (MYS)
2023S-077	E031 Management of Bleeding Complications in Spine Surgery	Frederick Patrick Ilustre Nicomedez (PHL)
2023S-087	E032 Educational Value of Youtube Spinal Videos for Patients And Doctors: A Scoping Review of Literature	Romel Paredes Estillore (PHL)
2023S-088	E033 The Roles and Clinical Outcomes of Endoscopic Spine Surgery for Treating Spinal Metastases; Outcomes of 29 Cases From 8 Countries	Siravich Suvithayasiri (KOR)
2023S-089	E034 Role of 18F-FDG PET/CT in Patients Without Known Primary Malignancy with Vertebral Lesions Suspicious for Cancer Metastasis	Han-Dong Lee (KOR)
2023S-091	E035 Comparison of Surgically Treated Cervical Calcium Pyrophosphate Dihydrate Deposition(CPPD) Versus Cervical Ossification of the Yellow Ligament(OYL) Presenting with Myelopathy	Patrick Fidel Brizuela Timtiman (PHL)
2023S-092	E036 The Expression of Extracellular Matrix Metalloproteinases in the Intervertebral Disc Cells	Hyuk Jun (CHN)
2023S-093	E037 Comparison of Perioperative Outcomes Following Conventional Open Surgery Versus Minimally Invasive Surgery for Metastatic Spinal Tumors - A Retrospective, Propensity Score-Matched Study	Young Il Ko (KOR)
2023S-095	E038 Clinical Efficacy of Recombinant Human Bone Morphogenic Protein-2 in Unstable Spinal Fractures: An Off-Label Pilot Study	Ho-Young Jung (KOR)
2023S-096	E039 Measuring the Paraspinal Muscles as an Important Tool For Predicting the Overall Survival Period after Spine Surgery in Lung Cancer Patients with Spine Metastasis	Sung Tan Cho (KOR)
2023S-103	E040 Acute Phase Side Effects of Escherichia Coli-Derived Bone Morphogenetic Protein-2 in Lumbar Fusion Surgery	Hee Jung Son (KOR)
2023S-109	E041 Outcome of Surgical Management in Cervical Spine Tuberculosis: A Case Series	Chin Pei Bong (KOR)
2023S-110	E042 Digital-Online Based Clinical Questionnaire in the Lumbar Spine - ODI VAS -	Kee-Won Rhyu (KOR)

E-Posters

KSSS 2023

Abstract No.	Abstract Title	Name
2023S-122	E043 Surgical Outcomes of Single Vs Double Surgeon Approach in MIS TLIF - A Multicenter Study	Orland Joshua Marquez Alimbuyuguen (PHL)
2023S-124	E044 Thoracic Motion Preserving L4 Pedicle Subtraction Osteotomy (L4-PSO) - A Case Report -	Jae-Hyuk Shin (KOR)
2023S-126	E045 Comparison of Basic Characteristics and Postoperative Outcomes of Patients with Cervical Myelopathy at an Early Age (<45 Years Old); How is it Different From Conventional Myelopathy?	Namhoo Kim (KOR)
2023S-138	E046 Superior Mesenteric Artery Syndrome ; A Case Report From Borneo	Hemakugaan Patma Jothy (MYS)
2023S-142	E047 Correction of Severe Kyphosis in a Patient With Healed Pott's Disease on Top of Ankylosing Spondylitis: A Case Report	Ryan Conrad De Las Alas Carnero (PHL)
2023S-143	E048 Effects of Posterior Spinal Fusion Surgery on 3D Gait Biomechanics of Patients with Adolescent Idiopathic Scoliosis	Manish Gupta (IND)
2023S-144	E049 Delayed Diagnosis of Lumbar Spinal Tuberculosis with Multilevel Bone Destruction and Huge Iliopsoas Abscess	Min Woo Kim (KOR)
2023S-146	E050 Comparison of Surgical Outcomes Between Lumbar Interbody Fusions Using Expandable and Static Cages: A Systematic Review and Meta-Analysis	Sanghoon Lee (KOR)
2023S-149	E051 Are Vertebroplasty Combined with Foraminotomy or with Decompression Effective in the Treatment of Persistent Pain that in Lumbar Compression Fracture?	Sang Soo Na (KOR)
2023S-150	E052 A Comparison of Surgical Outcome in Anterior Lumbar Interbody Fusion and Transforaminal Lumbar Interbody Fusion as an Adjunct to Posterior Instrumented Correction of Lumbar Degenerative	Surya Bayu Prajayana (IDN)
2023S-152	E053 Tandem Spinal Stenosis: A Proposed Algorithm Based on Systemic Review	Todsapon Chancharoenchai (THA)
2023S-156	E054 Efficacy, Safety, And Reliability of Surgery on the Lumbar Spine Under General Versus Spinal Anesthesia- An Analysis Of 64 Cases	Sharif Ahmed Jonayed (BGD)
2023S-161	E055 Correction of Double Thoracic Curve Using Single Rod and Polyaxial Pedicle Screws in Patients with Lenke Type 2 or 4 Adolescent Idiopathic Scoliosis	Udit Patel (IND)
2023S-162	E056 Efficacy, Safety, and Reliability of Single Anterior Approach for Subaxial Cervical Spine Dislocation	Sharif Ahmed Jonayed (BGD)
2023S-165	E057 Efficacy, Safety & Reliability of High Versus Low Dosages Form of Tranexamic Acid Used in Adolescent Idiopathic Scoliosis Surgery	Sharif Ahmed Jonayed (BGD)
2023S-166	E058 Post Traumatic Atlantoaxial Rotatory Dislocation in Adult : Case Report	Ery Satriawan (IDN)
2023S-167	E059 Biportal Endoscopic and Microscopic Tubular Paraspinal Lumbar Discectomy for Foraminal and Extraforaminal Lumbar Disc Herniation	Min-Seok Kang (KOR)
2023S-174	E060 Does Platelet Rich Plasma Enhance Fusion in Transforaminal Lumbar Interbody Fusion? A Prospective Clinico-Radiological Comparative Study	Sudhir Ganesan (IND)
2023S-180	E061 Factors Affecting Restoration of the Segmental Lordosis after Lateral Lumbar Interbody Fusion	Jinjae Kim (KOR)
2023S-182	E062 Comparison of Microendoscopic Discectomy and Unilateral Biportal Endoscopy Spine Surgery for Treatment of Lumbar Disc Herniation. A Cohort Study	Endi Permana Utomo (IDN)
2023S-186	E063 Clinical And Radiologic Outcomes of Biportal Endoscopic Lumbar Discectomy in Obese Patients: A Retrospective Case-Control Study	Seok-Ho Hong (KOR)

E-Posters

KSSS 2023

Abstract No.	Abstract Title	Name
2023S-188	E064 Generation of a Simplified Finite Element Spine Model Applied Pelvic Indicators Using Sagittal Plane X-Ray Images and Its Verification of Model Reliability	Cheol-Jeong Kim (KOR)
2023S-189	E065 Minimally Invasive Surgical Treatment of the Pan-Spinal Anterior Epidural Abscess Using a Nasogastric Tube And Guide Wire - A Case Report	Jae Uk Shin (KOR)
2023S-191	E066 Tranexamic Acid and Intraoperative and Postoperative Accumulative Bleeding In Elective Degenerative Spine Surgery	Mahmoud Hussein Abdou (EGY)
2023S-195	E067 Disseminated Zoster Involving the Whole Body in an Immunocompetent Patient Complaining of Left Leg Radiating Pain and Weakness: A Case Report	Ho-Young Jung (KOR)
2023S-197	E068 Evaluation of Biomechanical Properties of Adjacent Segments According to Changes in the Lordotic Angle of Fusion Segment During Posterior Lumbar Interbody Fusion (PLIF): Finite Element Analysis	Jun Sung Park (KOR)
2023S-199	E069 Considerations of Return to Play for Athletes after Spinal Surgery	Jose Miguel Tanedo Lumawig (PHL)
2023S-201	E070 Comparison of Short, Medium, and Long Term Results Between Open Transforaminal Interbody Fusion (TLIF) Vs Mis/Mas TLIF	Jose Miguel Tanedo Lumawig (PHL)
2023S-202	E071 Evaluation of the Efficacy of One-Stage Oblique Lateral Lumbar Interbody Fusion (OLIF) Combined with Robot-Guided Percutaneous Internal Fixation for Treating Mono-Segmental Lumbar Spondylolisthesis in the Same Position	Kang Xue Pan (CHN)
2023S-203	E072 Characteristics for Pedicle Screw Misplacement Using O-Arm and CT-Based Navigation in Adolescent Idiopathic Scoliosis	Tomohiro Yamada (JPN)
2023S-204	E073 Effects of Selective Nerve Root Block in Disc Induced Lumbago Sciatica	Jhuton Chandra Banik (BGD)
2023S-207	E074 Delayed Cauda Equina Syndrome by Nerve Root Incarceration after Caudal Epidural Block : A Case Report	Ju-Young Jeong (KOR)
2023S-216	E075 Novel Strategy of Trabecular Bone Augmentation by Transpedicular Injection of rhBMP-2 For Reducing the Incidence of Proximal Junctional Failure: A Preliminary Result	Jun-Young Choi (KOR)
2023S-218	E076 Early and Mid-Term Outcomes of Surgical Correction for Severe Dystrophic Cervical Kyphosis in Patients with Neurofibromatosis Type 1	Congcong Liu (CHN)
2023S-219	E077 Long-Term Outcomes of Vertebral Column Resection for Kyphosis in Patients with Cured Spinal Tuberculosis: Average 8-Year Follow-Up	Congcong Liu (CHN)
2023S-221	E078 Cervical Transpedicular Irrigation and Drainage in a Patient With Cervical Spondylodiscitis after Hypopharyngeal Cancer Treatment: A Case Report	Mahmoud Hussein Abdou (EGY)
2023S-223	E079 Iatrogenic Vertebral Artery Injury Treated with Endovascular Occlusion with Coil - A Case Report	Hongmoon Sohn (KOR)
2023S-227	E080 Comparison Two Methods Between Injection Saline and External Fixator in Rat Tail Disc Degeneration	Abdul Md Khaleque (BGD)
2023S-236	E081 Large Primary Intradural Extramedullary Spinal Tumors: A Case Report	Abdul Kadir Hadar (IDN)
2023S-238	E082 The First Experience with Fully Endoscopic Posterior Cervical Foraminotomy and Discectomy for Radiculopathy Performed in Viet Duc University Hospital	Hung The Dinh (VNM)
2023S-239	E083 Postoperative Stroke after Anterior Cervical Discectomy and Fusion: A Clinical Case Report	Duc Huu Hoang (VNM)
2023S-241	E084 Investigating Some Imaging Features and Results of Cervical Laminectomy, Fixation and Fusion for Treatment of Cervical Stenosis Due to Ossification of the Posterior Longitudinal Ligament (OPLL)	Dang Hoai Lan (VNM)

Venue Information

Crystal Ballroom 2F

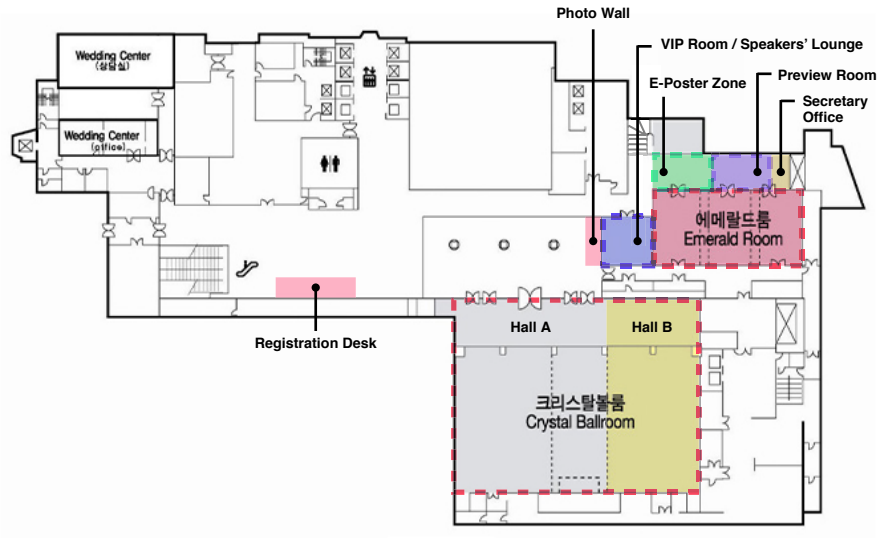

Sapphire Ballroom 3F

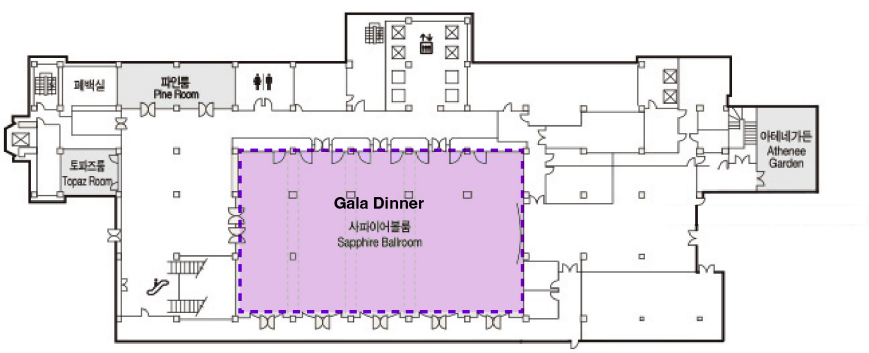

Belle-Vue Suite / Astor Suite 36F

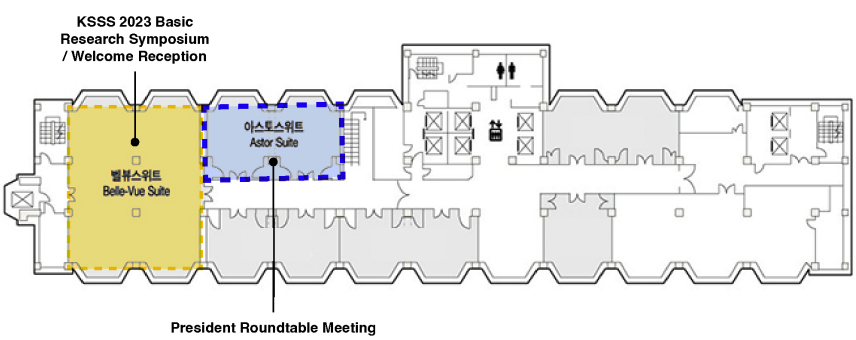

Venue Information

Crystal Ballroom A, Emerald Room 2F

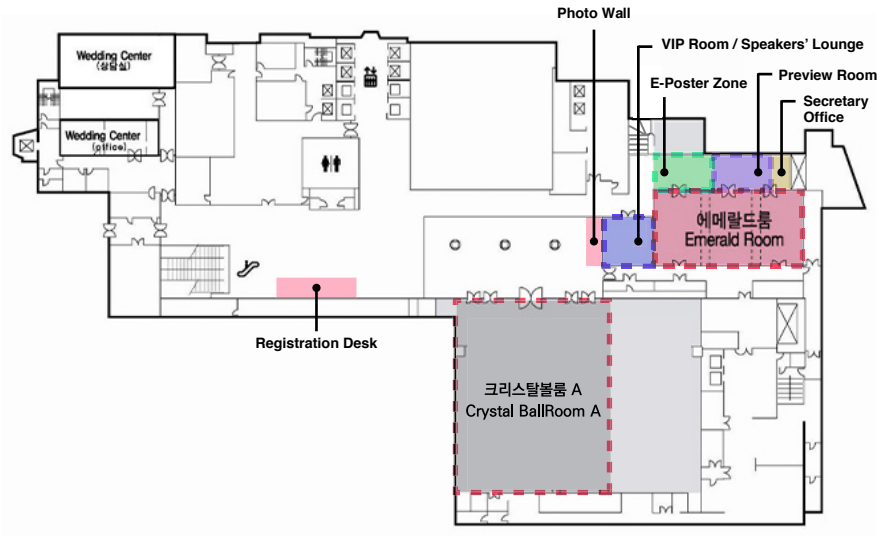

Crystal Ballroom A

Opening Remarks
Basic Research Ⅰ, Ⅱ, MIS Ⅰ, Ⅱ, Cervical Ⅰ, Ⅱ, Ⅲ, Miscellaeneous Ⅰ
Invited Lecture Ⅰ, Ⅲ, Ⅴ
Plenary Lecture Ⅰ, Ⅱ
Asian Spine Society Presidential Session
Sponsored Luncheon Symposium
Symposium (Deformity, Lumbar)
KSSS General Assembly
Best Paper Candidates Presentation Ⅰ, Ⅱ, Ⅲ (Demestic)
Best Paper Candidates Presentation Ⅳ, Ⅴ, Ⅵ (International)
Best Paper Awards
Closing Remarks
Farewell and Inauguration Ceremony for the President of KSSS

Emerald Room

Opening Remarks
Deformity Ⅰ, Ⅱ, Ⅲ, Ⅳ, Ⅴ, Lumbar Ⅰ, Ⅱ, Ⅲ, Ⅳ, Ⅴ, Ⅵ, Infection, Tumor, Trauma
Invited Lecture Ⅱ, Ⅳ, Ⅵ
Plenary Lecture Ⅰ, Ⅱ
Asian Spine Society Presidential Session
Sponsored Luncheon Symposium
Symposium (MIS, Cervical)

Exhibition

Lobby 2F + Crystal Ballroom B + Crystal Ballroom Foyer
May 25 (Thu), 08:00 - 17:00
May 26 (Fri), 08:00 - 16:00

Coffee Break

Lobby 2F + Emerald Room Lobby
May 25 (Thu), 09:50 - 10:10 / 14:30 - 14:50
May 26 (Fri), 10:00 - 10:20 / 14:30 - 14:50

Preview Room

Emerald Room Lobby (2F)
May 25 (Thu), 06:50 - 17:00
May 26 (Fri), 06:50 - 16:00

VIP Room

Jade Room (2F)
May 25 (Thu), 07:00 - 17:00
May 26 (Fri), 07:00 - 16:00

E - Poster Zone

Emerald Room Lobby (2F)
May 25 (Thu), 08:00 - 17:00
May 26 (Fri), 08:00 - 16:00

Social Program

Astor Suite 36F
President Roudtable Meeting
May 24 (Wed), 17:00 - 18:00

Belle-Vue Suite 36F
Welcome Reception
May 24 (Wed), 18:00 - 20:00

Sapphire Ballroom 3F
Gala Dinner
May 25 (Thu), 17:30 - 20:00

Booth Layout

Lobby 2F

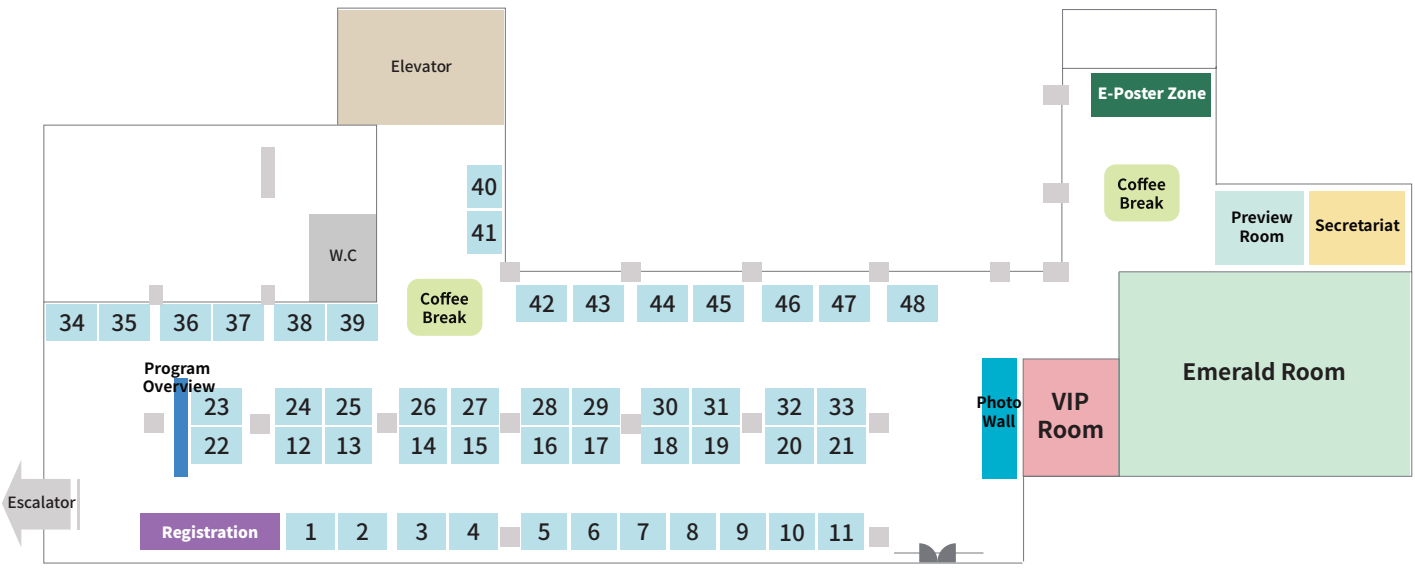

Crystal Ballroom Lobby

1 - 4	VIATRIS Korea
5 - 6	SK Chemicals
7 - 11	Amgen
12 - 15	Daewon
16	GS Medical (Coffee)
17 - 21	GS Medical
22	Daewon
23 - 25	Johnson & Johnson Medical Korea
26 - 29	Baxter
30 - 33	CG Bio
34 - 37	Daiichi-Sankyo Korea
38 - 39	Myungmoon Pharm
40 - 41	Hanmi Pharm
42 - 43	Myungmoon Pharm
44 - 48	Dong-A ST

Booth Layout

Crystal Ballroom B

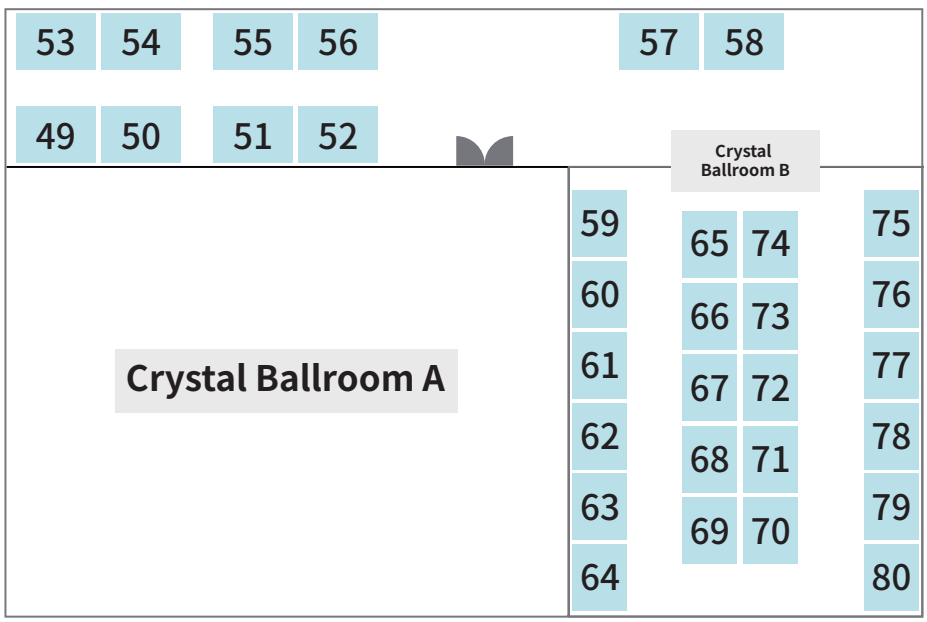

Crystal Ballroom B

49 - 51	Medyssey
52	Medyssey (Coffee)
53 - 56	Medtronic
57 - 58	DK Medical Solutions
59 - 61	inno.N
62	Daewoong Pharm.
63	Zeiss Korea
64	Meson
65 - 67	Dalim Medical
68	Solco Biomedical
69	L&C Bio
70	Corentec
71 - 72	Samjin Pharm.
73 - 74	Genoss
75 - 76	Osteonic
77	Hanmi Healthcare
78	Stryker
79	C.M. Blue
80	Techcord

VIATRIS
글로벌 헬스케어 기업
비아트리스
당신의 모든 순간, 건강할 수 있도록
비아트리스 코리아㈜
서울특별시 중구 세종대로 14
www.viatris.co.kr

Conference Information

Registration

Location: Lobby 2F (by the escalator)
Operation Hours: May 25 (Thu), 07:00 - 17:00
May 26 (Fri), 07:00 - 17:00

Name Badge Policy

For security purposes, it is mandatory that all participants and exhibitors wear their name badges during the conference. Name badge will be available for collection upon completion of the registration fee payment. If you want to pay the registration fee on-site, we accept both card and cash payments. Please note that the on-site fee rate applies to all registrations based on the Standard Registration Fee.

Lunch

Lunch box will be provided to all participants at the Meeting Room where you are located.
Place: Crystal Ballroom Hall A, Emerald Room
Time: May 25 (Thu), 12:30 - 13:30
May 26 (Fri), 12:30 - 13:30
Lunch box will be provided to all booth staffs on the Astor Suite 36F.
Operation Hour: 11:30 - 12:30

Coffee Break

Coffee will be provided to all participants during break times at the second floor lobby, and Emerald Room Lobby.

Time: May 25 (Thu): 09:50 - 10:10 / 14:30 - 14:50
May 26 (Fri): 10:00 - 10:20 / 14:30 - 14:50

Preview Room

Location: Emerald Room Lobby
Operation Hours: May 25 (Thu): 06:50 - 18:00
May 26 (Fri): 06:50 - 16:00

Please review your presentation materials in the preview room. All presenters are required to complete their review at least 2 hours prior to their scheduled presentation time.

E-poster Display Zone

Abstracts selected for E-Poster will have no specific presentation date and time.
Location: Emerald Room Lobby
Operation Hours: May 25 (Thu): 08:00 - 18:00
May 26 (Fri): 08:00 - 16:00

Social Program

President Roundtable Meeting

Date: May 24 (Wed), 17:00 - 18:00
Place: Astor Suite 36F

Welcome Reception

Date: May 24 (Wed), 18:00 - 20:00
Place: Belle-Vue Suite 36F

Gala Dinner

Date: May 25 (Thu), 17:30 - 20:00
Place: Sapphire Ballroom 3F

Discover Seoul

Korea is a country that attracts approximately ten million international travelers every year with its rich history, culture, and tradition. Seoul is a charming destination with plenty of things to see, eat, and enjoy, offering a unique blend of tradition and modernity. Visitors can explore the city's charming neighborhoods and cultural landmarks. The countless unique sceneries also make Seoul the perfect place to travel and record your memories. Discover your own Seoul and experience this dynamic and vibrant city!





탈리제®는 신경병증성 통증을 위한 새로운 치료제입니다.

New Neuropathic Pain Agent

Taleaje®
mirogabalin

NEW NEUROPATHIC PAIN AGENT

NEUCOURSE

REDUCER

NEUCOURSE [1]

an Asia**N**, phas**E**3, m**U**lti**C**enter, randomized, d**OU**ble-blind, placebo-cont**R**olled 14-week study of mirogabalin in patient**S** with postherpetic neuralgia followed by a 52-week open-label **E**xtension

REDUCER [2]

an Asian, phase3, multicenter, **R**andomiz**E**d, **D**ouble-blind, placebo-controlled 14-week st**U**dy of mirogabalin in patients with diabeti**C** p**E**ripheral neu**R**opathic pain,

1. Kato, Jitsu, et al. "Mirogabalin for the management of postherpetic neuralgia: a randomized, double-blind, placebo-controlled phase 3 study in Asian patients." *Pain* 160.5 (2019): 1175.

2. Baba, Masayuki, et al. "Mirogabalin for the treatment of diabetic peripheral neuropathic pain: A randomized, double-blind, placebo-controlled phase III study in Asian patients." *Journal of diabetes investigation* 10.5 (2019): 1299-1306.

P23-090-2025.04-V1

PRESCRIBING INFORMATION

[제품명] 탈리제®정 **[주성분]** 미로가발린베실산염 **[효능·효과]** 신경병증성 통증의 치료 **[용법·용량]** 이 약은 식사와 관계 없이 경구 투여한다. 이 약은 주로 신장으로 배설되므로, 신기능이 저하된 환자에 대해서는 용량이 조절되어야 한다. 이 약은 보통 시작 용량으로 1회 5mg을 1일 2회 경구 투여 할 수 있다. 이 후 1회 투여량으로서 5mg씩 최소 1주일 이상 간격을 두고 단계적으로 증량하여 최대 1회 15mg을 1일 2회까지 경구 투여 할 수 있다. **[사용상의 주의사항] 1. 다음 환자에는 투여하지 말 것.** 이 약 및 이 약의 구성성분에 과민 반응이 있는 환자 **2. 다음 환자에는 신중히 투여할 것.** 1) 당뇨환자: 최근 미로가발린의 투여로 체중이 증가된 당뇨환자는 혈당강하제의 용량 조정이 필요할 수 있다. 2) 신기능 장애환자 3) 고령자(만 65세 이상) 4) 임부 및 수유부 **3. 이상반응** 1) 이 약으로 치료하는 동안 발생할 수 있는 이상반응이 발생할 수 있다. 자세한 사항은 제품 정보를 참고해 주세요. 이상반응이 나타나는 경우 이 약 복용을 중지하는 등, 필요에 따라 적절한 조치를 취해야 한다. 2) 기타 주의사항 (1) 한국, 일본, 타이완 등을 포함한 아시아에서 실시된 다 국가, 위약 대조 임상시험에서, 이 약을 투여 받은 시험대상자 1,378명 중 5명(0.36%, 자살행동: 1명, 자살중동: 4명)과 위약을 투여 받은 시 험대상자 869명 중 4명(0.46%, 자살중동)에서 자살 관련 이상사례가 보고되었다. (2)일본을 포함한 아시아에서 실시한 다국가, 위약 대조 임상시험에서 사망사례는, 이 약을 투여받은 시험대상자 1,378명 중 3명(0.22 %), 위약을 투여 받은 시험대상자 869명에서는 없었다. **4. 일반적 주의** 1) 어지러움, 졸음 및 의식소실: 넘어지거나 골절 등을 일으킬 수 있는 어지러움, 졸음 및 의식소실이 나타날 수 있다. 이 약을 복용하는 환자는 주의 깊게 모니터링 되어야 하고 이상이 관찰되는 경우 이 약 복용 중지 또는 감량 등의 적절한 조치를 취해야 한다.
이 약은 어지러움, 졸음, 및 의식 소실 등을 초래할 수 있으므로 이 약으로 치료 받는 환자에게는 자동차 운전 등 잠재적으로 위험한 기계를 조작하지 않도록 주의를 주어야 한다. 특히 고령자에서는 이러한 증상으로 낙상을 초래하여 골절 등으로 이어질 수 있으므로 주의를 기울여야 한다. 2) 간 기능 장애(AST(GOT) 상승 및 ALT(GPT) 상승 등)가 나타날 수 있으므로 이 약을 복용하는 환자는 주의 깊게 모니터링 되어야 한다. 전신 권태감이나 식욕 부진 등의 초기 증상을 포함한 이상이 관찰되는 경우 이 약 복용을 중지하고 적절한 조치를 취해야 한다. 3) 이 약의 복용으로 체중이 증가할 수 있으므로 비만에 주의를 기울여야 한다. 비만의 징후가 발견될 경우 식이요법 및/또는 운동요법 같은 적절한 조치를 취해야 한다. 특히, 체중증가는 투여용량의 증량 또는 장기간 투여와 관련이 있을 수 있으므로 정기적으로 체중을 측정한다. 4) 신경병증성 통증에 대하여 이 약은 원인 치료요법(causal therapy)이 아닌 보조치료요법(supportive therapy)이라는 점에 유의해야 한다. 따라서 신경병증성 통증의 원인이 되는 기저 질환의 진단 및 치료를 병행하여 실시하고, 이 약을 만연하게 사용하지 않도록 한다. 5) 갑작스러운 투여 중단에 의해 불면증, 오심, 설사, 식욕 저하 등의 금단 증상이 나타날 수 있으므로, 이 약의 투여를 중단할 경우 복용량을 점차 줄이는 등 신중을 기해야 한다. 6) 이 약의 투여로 인해 약시, 시력 이상, 시야 흐림, 복시 등의 장애가 나타날 가능성이 있으므로 전찰 시에 논의 장애에 관해 문진을 하는 등 주의를 기울이고, 이상이 관찰되는 경우 적절한 처치를 한다. 7) 이 약의 유효성은 당뇨병성 말초 신경병증 환자, 대상 포진 후 신경통 환자 및 중추신경병증성 통증 환자를 대상으로 한 임상시험에서 입증되었다. 다른 신경병증성 통증에 대한 유효성은 평가되지 않았다. **[개정년월일]** 2022년 6월 20일 **[제조원]** TAIYO Pharma Tech Co., Ltd. Takatsuki Plant
*본 정보는 요약된 일부의 정보입니다. 따라서 자세한 사항은 제품설명서 전문을 참고하거나 의약품안전나라(nedrug.mfds.go.kr)의 의약품 정보를 참고해 주십시오.

|수입판매원|
한국다이이찌산쿄주식회사
Daiichi-Sankyo 서울시 중구 을지로5길 26 미래에셋 센터원빌딩 동관 15층 Tel. 02-3453-3300

Athena®

Ti Cages (VariAn, Dynamic)

WavefleX®

Unicorn™-S

Medyssey

At the Helm of Medical Technology™

Zenius® & Iliad®

ArteMIS®

PEEK Cages (EP, LP, C7, Taurus)



Porous Ti Cages (Medussa®)

www.medyssey.com

The Korean Society of Spine Surgery

YouTube 대한척추외과학회

SUBSCRIBE

To Keep Updated

NOVOMAX
FUSION

Osteo-active Spacer

- Novel cervical intervertebral cage composed of the **BGS-7 bioactive glass-ceramic**
- Promote bony fusion by forming **Bone-like Apatite layer** at the surface of the BGS-7 immediately after insertion
- Secures **fast and strong** fusion
- **Anatomically** rounded endplate design
- Pyramid-type threads enable outstanding migration resistance
- **Minimizes subsidence** with large contact surface

CGBIO CELL & GROWTH FACTOR BIOTECHNOLOGY

CGBIO CO., Ltd. 3F, 211, Itaewon-ro, Yongsan-gu, Seoul, Korea Tel. +82-2-550-8300 Fax. +82-31-732-0842 www.cgbio.co.kr

Sponsors

Platinum

DONG-A ST
AMGEN
Daewon 대원제약
GS Medical

Gold

CGBIO CELL & GROWTH FACTOR BIOTECHNOLOGY
Baxter Floseal HEMOSTATIC MATRIX
VIATRIS
DAIICHI SANKYO KOREA
Medyssey
Myungmoon Pharm. Co., Ltd.
Medtronic

Silver

inno.N
DePuy Synthes THE ORTHOPAEDICS COMPANY OF Johnson & Johnson
dalim medical corp.

Bronze

SK chemicals
Hanmi 한미약품

Exhibitor

OSTEONIC The Medical Explorer
SAMJIN SAMJIN PHARM.
GENOSS For Patients & Doctors
DK+
DAEWOONG PHARMACEUTICAL CO.,LTD.
ZEISS Seeing beyond
Meson Corporation
Hanmi Hanmi Science. Co., Ltd.
SOLCO.
Life and Creativity L&C BIO
Orentec
stryker
Challenge & Response, Creative Minority C.M.BLUE
TECHCORD

이전에 없던

새로운 NSAID + 근이완제 복합제



에페신ACE 정

Eperisone 75mg + Aceclofenac 100mg

1st 발매 Eperisone + Aceclofenac 복합제 에페신ACE정

1st 제품 근이완제 1위 에페신SR정

1st 제약사 근이완제 전체 1위 명문제약

cf. UBIST data 2022년 처방조제액 기준

치료제의 명가 – 명문제약(주)

DRUG INFORMATION

【제품명】 에페신에이스정 **【보험코드】** 649808060 **【보험약가】** 378원/정 **【성분·함량】** 1정 중, 에페리손염산염 75mg, 아세클로페낙 100mg **【성상】** 흰색 내지 거의 흰색의 원형 서방성 필름코팅정 **【효능·효과】** 근골격계 근육 연축 증상을 동반한 급성 요통 환자의 통증 완화 **【용법·용량】** ○ 성인 : 1일 2회, 1회 1정 식후 경구 투여한다. 이 약은 분쇄하거나 분할 또는 씹지 않고 전체를 복용한다. 이상반응을 최소화하기 위하여 최단 기간 동안 투여해야 한다. ○ 간장애 환자 : 투여용량 감량이 필요한 간장애 환자 초기 치료 시, 이 약의 투여가 권장되지 않는다. ○ 고령자 : 고령자 중 투여용량의 감량이 필요한 경우에는, 이 약의 투여가 권장되지 않는다. **【저장방법】** 기밀용기, 실온보관(1~30℃) **【사용기간】** 제조일로부터 36개월 **【포장단위】** 30정/병, 100정/병 * 자세한 사항은 제품설명서를 참조하세요.

1일 2회 개량신약

에페신SR정

EpesinSR Tab. (Eperisone HCl)

1

최초 서방제형 출시

근이완제 1위 에페신SR정

전체 근이완제 1위 성분

(UBIST. 2019년 122근이완제 제품별, 성분별 처방조제액)

치료제의 명가 –
명문제약(주)
www.mmpharm.co.kr

■ **원료약품 및 그 분량** 1정(207mg) 중 에페리손염산염(별규) 75.0mg ■ **성상** 흰색 내지 거의 흰색의 원형 서방성 필름코팅정 ■ **효능·효과** 근골격계질환에 수반하는 동통성 근육연축 : 경견완증후군, 견관절주위염, 요통 ■ **용법·용량** 이 약은 서방성 정제이므로 분쇄하거나 분할 또는 씹지 않고 전체를 복용한다. 성인 : 1일 2회, 1회 1정(에페리손염산염으로서 75mg) 식후 경구 투여한다. 연령, 증상에 따라 적절히 증감한다. *자세한 내용은 명문제약 홈페이지 또는 제품설명서를 참조하십시오.

Medtronic

Infuse™ Bone Graft

Trusted.
Proven.
Predictable.

The Premium Product for Autograft Replacement with high osteoinductivity demonstrated safety and effectiveness in multiple clinical trials.

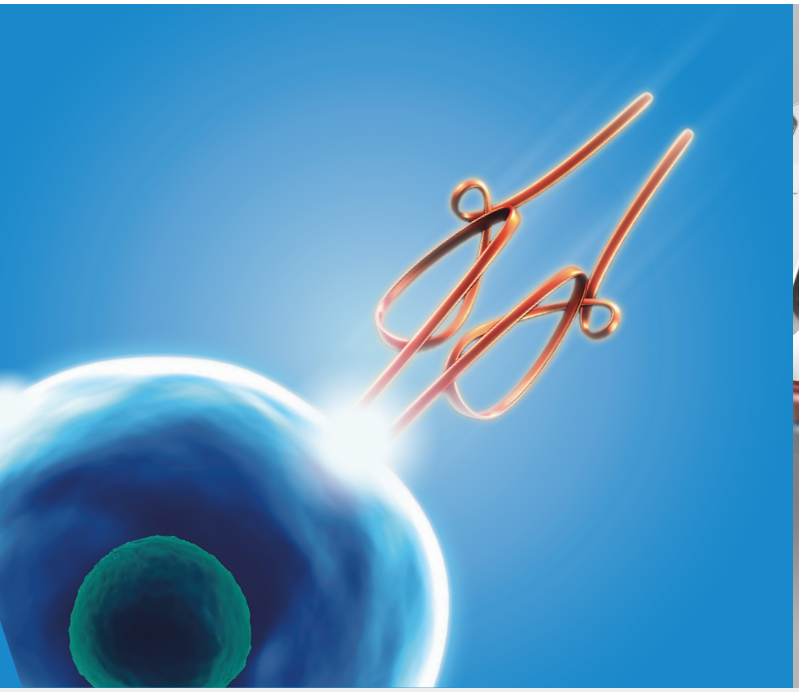

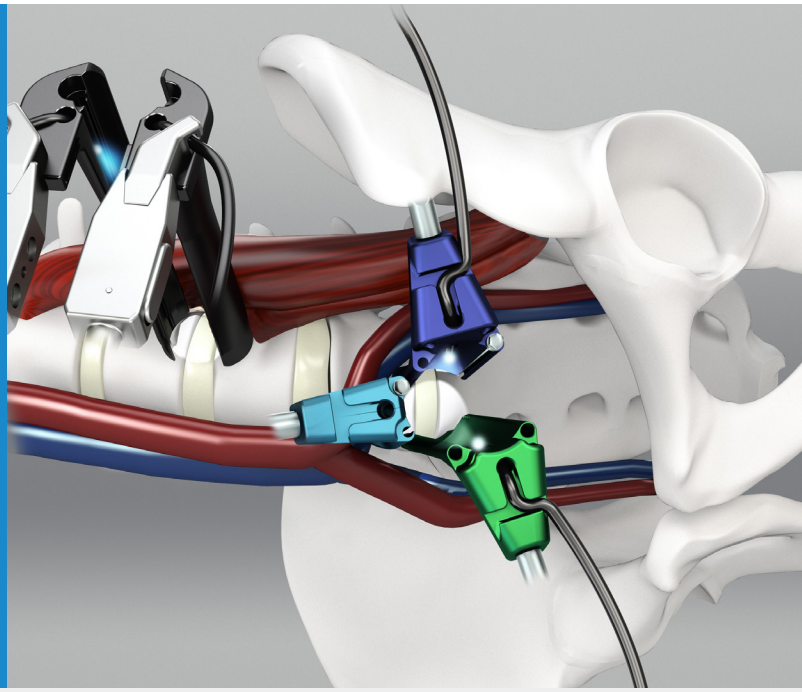

MFDS Official Indication (수허21-274호):

Single Level OLIF
(Oblique Lateral Interbody Fusion)
- Clydesdale™ Spinal System
- Pivox™ Oblique Lateral Spinal System

Single Level ALIF
(Anterior Lumbar Interbody Fusion)
- Perimeter™ Interbody Fusion Device
- Divergence-L™ Interbody Fusion Device

국내 최초의 Pregabalin 25mg, 50mg[1,2]

More than Pregabalin

카발린캡슐

Pregabalin 25 / 50 / 75 / 150mg

Drug Information

성분 · 함량

Pregabalin 25mg, 50mg, 75mg, 150mg

효능 • 효과

1. 성인에서 말초와 중추 신경병증성 통증의 치료
2. 간질 : 성인에서 이차적 전신증상을 동반하거나 동반하지 않은 부분 발작의 보조제
3. 섬유근육통의 치료

용법 • 용량

이 약은 프레가발린으로서 1일 총 투여용량을 1일 2회로 나누어 음식물과 상관없이 경구 투여한다. 이 약은 주로 신장으로 배설되므로, 신기능이 저하된 환자에 대해서는 용량이 조절되어야 한다. 1. 신경병증성 통증 1) 말초 신경병증성 통증(성인): 이 약은 시작용량으로 1일 150mg을 투여할 수 있다. 개개 환자에서의 반응과 내약성에 근거하여 3일 내지 7일 후에 1일 300mg까지 증량할 수 있다. 필요하다면, 이후 7일 간격으로 1일 최대 600 mg까지 증량할 수 있다. 2) 중추 신경병증성 통증(성인): 이 약은 시작용량으로 1일 150mg을 투여할 수 있다. 개개 환자에서의 반응과 내약성에 근거하여 1주일 후에 1일 300mg까지 증량할 수 있다. 추가로 1주일 후에 목표 1일 용량인 600mg까지 증량할 수 있다. 목표 1일 용량에서 내약성을 나타내지 않을 경우 용량 감소가 고려될 수 있다. 2. 간질(성인): 이 약은 시작용량으로 1일 150mg을 투여할 수 있다. 개개 환자에서의 반응과 내약성에 근거하여 일주일 후에 1일 300mg까지 증량할 수 있다. 필요하다면, 이 후 7일 간격으로 1일 최대 600mg까지 증량할 수 있다. 3. 섬유근육통: 이 약의 권장 용량은 1일 300mg~450mg 이다. 이 약은 시작 용량으로 75mg씩 1일 2회(1일 150mg)를 투여하며, 유효성과 내약성에 근거하여 1주일 이내에 150mg씩 1일 2회(1일 300mg) 까지 증량할 수 있다. 1일 300mg의 용량에서 충분한 유익성을 경험하지 못한 환자의 경우에는 1주일 이내에 225mg씩 1일 2회(1일 450mg) 까지 증량할 수 있다. 1일 600mg의 용량에서도 임상 연구가 실시되었으나, 이 용량에서의 부가적인 유익성이나 충분한 내약성에 대한 증거는 없다. 용량 의존적인 이상반응을 고려하면, 1일 450mg을 초과하는 용량 투여는 권장되지 않는다.

사용상의 주의사항

1. 경고 1) 자살충동과 자살행동 (1) 항간질약을 복용한 환자에서 자살충동 또는 자살행동을 보이는 위험성이 증가되므로 항간질약을 치료받은 환자는 자살충동 또는 자살행동, 우울증의 발현 또는 악화 및 기분과 행동의 비정상적 변화에 대하여 모니터링되어야 한다.(2) 항간질약을 처방받는 간질과 다른 많은 질병은 그 자체가 이환 및 사망, 치료기간 동안의 자살충동과 자살행동의 위험성증가와 관련된다. 따라서 처방자는 항간질약 처방시 환자의 치료기간 동안 자살충동 또는 자살행동과 치료될 질병간의 연관성 유무 및 이 약의유효성을 함께 고려한다. 2. 다음 환자에는 투여하지 말 것 1) 프레가발린 또는 이 약의 성분에 과민한 환자 2) 이 약은 유당을 함유하고 있으므로, 갈락토오스 불내성 (galactose intolerance), Lapp 유당분해효소 결핍증 (Lapp lactase deficiency) 또는 포도당-갈락토오스 흡수장애 (glucose-galactose malabsorption) 등의 유전적인 문제가 있는 환자에게는 투여하면 안 된다.

* 기타 자세한 사항은 제품설명서를 참고하십시오.

inno.N

에이치케이이노엔 주식회사

서울특별시 중구 을지로 100 파인에비뉴 A동 6-8층

http://www.inno-n.com | Tel.080-700-8802

Reference 1.『약제 급여 목록 및 급여 상한금액표』보건복지부 고시 제 2017-146호 (2017년 9월 1일 시행) 2. 카발린캡슐 허가사항

170920 KAB-BOAD01-05-01

DePuy Synthes

THE ORTHOPAEDICS COMPANY OF Johnson & Johnson

INNOVATING TO KEEP PEOPLE MOVING

YOUR PARTNER

IN SPINE TREATMENT SOLUTION

© DePuy Synthes 2020. All rights reserved.

COPY-22001-GE

dalim (주)다림양행

CollaStat

Bioactive Collagen Hemostat

Key Features

✔ 뛰어난 지혈작용

콜라겐 단백질 입자의 팽창으로 인한 물리적 압박과
트롬빈의 혈액응고 작용의 시너지 효과로 신속하고 효과적인 지혈이 가능하여
수술시간이 단축됩니다.

✔ 최소한의 조작

다림티센의 독자적인 트롬빈 안정화 기술로 트롬빈 용액을 준비하는
과정 없이 주사기를 결합하여 혼합하는 최소한의 조작만으로 사용 준비가 가능합니다.

✔ 적용의 편리성

Flowable한 제품으로 불규칙한 표면이나 접근이 어려운 부위에 적용이 가능합니다.

품목명: 흡수성체내용지혈용품(4등급)
허가번호: 제허 16-518호
사용목적: 외과적 수술시 체내조직을 지혈
사용기한: 제조일로부터 2년
저장방법: 1℃~25℃
용량: 3ml / 6ml

[제조원] dalim (주)다림티센

(주)다림티센
서울시 마포구 연희로31
연남빌딩 3층-5층
02)3142-0646

[판매원] dalim (주)다림양행

(주)다림양행
서울시 마포구 행월드컵북로 52-1
02)335-1657

SK 케미칼
Life Science Biz.

beyond the **Best**

조인스®

연골보호효과 확인 [1, i]

장기투여 효과 확인 [1,2, ii]

안전성 프로파일 확인 [1,2]

제품요약정보[3]

전문의약품

【제품명】 조인스정200mg **【원료약품 및 그 분량】** 이 약 1정 중 조인스정 유효성분: 위령선·괄루근·하고초30%에탄올건조엑스(40→1)(별규) …200mg **【효능·효과】** 골관절증(퇴행관절질환), 류마티스관절염의 증상 완화 **【용법·용량】** 성인 : 1회 1정을 1일 3회 경구투여한다. 증상에 따라 적절히 증감한다. **【사용상의 주의사항】** 1. 다음 환자에는 신중히 투여할 것. 1) 감염상태 또는 감염의 원인이 있는 환자(감염에 대한 자체 저항력이 감소될 가능성이 있음을 고려해야 하며, 이런 경우에는 감염의 진행을 억제하는 처치를 취해야 한다.) 2) 임부 또는 임신하고 있을 가능성이 있는 여성 및 수유부 (후략) **【제조자】** 에스케이케미칼(주) 충청북도 청주시 흥덕구 산단로 149 **【판매자】** 에스케이케미칼㈜ 경기도 성남시 분당구 판교로 310

2011. 3. 21. 개정

※처방하시기 전 제품설명서 전문을 참고하십시오. 최신 허가사항에 대한 정보는 '식품의약품 안전처 의약품안전나라 (https://nedrug.mfds.go.kr/index)'에서 확인할 수 있습니다.

JNS-HA11-202301-01

References 1. Joong Il Kim et al, Efficacy of JOINS on Cartilage Protection in Knee Osteoarthritis: Prospective Randomized Controlled Trial, knee surg relat res, 2017 sep 1;29(3):217–224. **2.** 조인스정 의약품 재심사 보고서 (2001.7.10~2005.7.9), Data on file SK 케미칼, [Updated 2005.10.07] **3.** 조인스정 허가정보, 의약품안전나라 [Cited 2023.01.20] Available from: https://nedrug.mfds.go.kr/

i) [조인스정의 4상 임상연구] 1년(시험 연장 참여 동의자의 경우 2년)의 RCT 연구에서 무릎 골관절염 환자 76명을 대상으로 MRI를 이용하여 조인스정과 위약의 연골보호효과를 비교하였음.
ii) 조인스정의 4상 임상 결과 상 2년 장기투여 대상자를, 4년간의 시판후 조사결과 상 6개월 이상 장기투여(184명, 전체의 3.09%) 대상자 포함하였음.

SK 케미칼
Life Science Biz. 경기도 성남시 분당구 판교로 310(삼평동) Tel 080-021-3131 www.skchemicals.com/ls

JOINS®

Hanmi 한미약품

폐경 후 여성의 골다공증

치료 및 예방[1)]

+

Raloxifene
HCl 60mg

척추골절예방[2,3)]
폐경 후 여성
골다공증/골감소증 환자의
척추 골절 감소

Vit.D
800IU
(cholecalciferol concetrate powder 8mg)

비척추골절예방[4)]
낙상예방[5)]
근력증가[6)]

라본디 캡슐

(라록시펜염산염/콜레칼시페롤농축분말)

1) 제품허가사항 **2)** Ettinger B, et al. JAMA. 1999 Aug 18;282(7):637-45. **3)** Kanis JA, et al., Bone. 2003 Sep;33(3):293-300
4) Bischoff-Ferrari HA, et al. N Engl J Med 2012;367:40-9 **5)** H A Bischoff-Ferrari et al, BMJ 2009;339:b3692 **6)** 골대사학회진료지침